
**INDEPENDENT AUDITOR'S EXAMINATION REPORT ON RESTATED CONSOLIDATED
FINANCIAL INFORMATION**


To,

The Board of Directors of

Q-LINE BIOTECH LIMITED,
298-281, Transport Nagar,
Kanpur Road Adjacent Transport Nagar Metro Station,
Lucknow, Uttar Pradesh, India, 226012

Dear Sir,

1. We have examined the attached Restated Consolidated Financial Statement of **Q-LINE BIOTECH LIMITED** (hereunder referred to "the Company", "Issuer") comprising the Restated Consolidated Statement of Assets and Liabilities as at March 31, 2025, March 31, 2025, March 31, 2024, and March 31, 2023, the Restated Consolidated Statement of Profit & Loss, the Restated Consolidated Cash Flow Statement for the period ended December 31, 2025 and for the year ended March 31, 2025, March 31, 2024, and March 31, 2023, the statement of Significant Accounting Policies and other explanatory Information (Collectively the Restated Consolidated Financial Statement). These Restated Consolidated Financial Statement have been prepared by the Company and approved by the Board of Directors in their meeting held on 13th May, 2026 for the purpose of inclusion in the Red Herring Prospectus/ Prospectus ("Offer Document") in connection with its proposed Initial Public Offering (IPO) of equity shares in connection with its Initial Public Offer of Equity Shares (IPO).
2. These Restated Consolidated Financial Statements have been prepared in accordance with the requirements of:
 - a) Section 26 of Part I of Chapter III of the Companies Act, 2013 as amended ("the Act") read with Rules 4 to 6 of the Companies (Prospectus and Allotment of Securities) Rules, 2014 (the "Rules");
 - b) The Securities and Exchange Board of India (Issue of Capital and Disclosure Requirements) Regulations 2018 as amended ("ICDR Regulations");
 - c) The terms of reference to our engagement letter with the Company requesting us to carry out the assignment, in connection with the Draft offer document/ offer document being issued by the Company for its proposed Initial Public Offering of equity shares in SME Platform of NSE ("IPO" or "SME IPO"); and
 - d) The Guidance Note on Reports in Company Prospectuses (Revised 2019) issued by the Institute of Chartered Accountants of India as amended from time to time. ("The Guidance Note")
3. The Company's Board of Directors is responsible for the preparation of the Restated Consolidated Financial Statement for the inclusion in the offer document to be filed with Stock Exchange, Securities and Exchange Board of India, and Registrar of Companies of relevant state in connection with the proposed IPO. The Restated Consolidated Financial Statements have been prepared by the management of the Company for the period/year ended on December 31, 2025, March 31, 2025, March 31, 2024, and March 31, 2023 on the basis of Significant Accounting Policies and Notes to Accounts as set out in Annexure IV to the Restated Financial Statement. The Board of Directors responsibility includes designing, implementing and maintaining adequate internal control relevant to the preparation and presentation of the Restated Consolidated Financial Information. The Board of Directors is also responsible for identifying and ensuring that the Company complies with the Companies Act, (ICDR) Regulations and the Guidance Note as issued by ICAI.



4. These Restated Consolidated Financial Information have been compiled by the management from Audited Consolidated Financial Statements of the Company for the period ended December 31, 2025, and for the year ended on 31st March 2025, 31st March 2024, and 31st March 2023 prepared in accordance with Accounting Standard as prescribed under section 133 of the Act and other accounting principles generally accepted in India. The Consolidated Financial Statement for the Year ended on March 31, 2024, and March 31, 2023 have been Audited by Mayank Mehrotra & Associates vide report dated 02nd September, 2024 and 02nd September, 2023, respectively and for the Year ended on March 31, 2025 and for the period ended December 31, 2025, have been audited by us vide our report dated 19th September, 2025 and 11th May, 2026 respectively.
5. We have examined such Restated Consolidated Financial Statement taking into consideration:
- Terms of reference and terms of our engagement agreed upon with you in accordance with our engagement letter in connection with the proposed IPO of equity shares of the Company;
 - The Guidance Note which requires that we comply with the ethical requirements of the Code of Ethics issued by the ICAI;
 - Concepts of test checks and materiality to obtain reasonable assurance based on verification of evidence supporting the Restated Consolidated Financial Statements; and
 - The requirements of Section 26 of the Act and the ICDR Regulations. Our work was performed solely to assist you in meeting your responsibilities in relation to your compliance with the Act, the ICDR Regulations and the Guidance Note in connection with the IPO.
6. Based on our examination and according to the information and explanations given to us, we report that the Consolidated Restated Financial Information have been prepared
- After incorporating adjustments for the changes in accounting policies for the financial period/year ended 31st December, 2025, 31st March 2025, 31st March 2024, and 31st March 2023 to reflect the same accounting treatment as per the accounting policies and grouping/classifications; and
 - In accordance with the Act, ICDR Regulations and the Guidance Note
 - The modification in Restated Consolidated financials were carried out to reflect the modification required according to the modified reports issued by Auditors. We state that there is no such modification which require adjustment in Restated Consolidated financial Statement.
 - The Restated Consolidated Financial Statement have been made after incorporating adjustments for prior period and other material amounts in the respective financial year to which they relate;
 - Extra-ordinary items that need to be disclosed separately in the accounts has been disclosed wherever required;
 - Profits and losses have been arrived at after charging all expenses including depreciation and after making such adjustments/restatements and regroupings as in our opinion are appropriate and are to be read in accordance with the Significant Accounting Polices and Notes to Accounts as set out in Annexure IV to this report;
 - There are no revaluation reserves, which need to be disclosed separately in the Restated Consolidated Financial Statement.
 - The Company has not paid dividend during FY 2022-23 to FY 2024-25 and for the period ended December 31, 2025.
7. We have also examined the following other financial information relating to the Company prepared by the Management and as approved by the Board of Directors of the Company and annexed to this report relating to the Company for Financial period/year ended December 31, 2025, March 31, 2025, March 31, 2024, and March 31, 2023 proposed to be included in the Offer Document for the proposed IPO,

Significant Accounting Policy and Notes to The Restated financial Statements	Annexure IV
Restated Consolidated Statement of Share Capital, Reserves and Surplus	Annexure-A



Restated Consolidated Statement of Long Term and Short - Term Borrowings/ Statement of principle Term of Secured loan and Assets charges as security and Statement of term & Condition of unsecured Loans.	Annexure-B, B(A) and B(B)
Restated Consolidated Statement of Deferred Tax (Assets) / Liabilities	Annexure-C
Restated Consolidated Statement of Other Long-Term Liabilities	Annexure-D
Restated Consolidated Statement of long-term Provisions	Annexure-D1
Restated Consolidated Statement of Trade Payables	Annexure-E
Restated Consolidated Statement of Other Current Liabilities and short-term Provisions	Annexure-F
Restated Consolidated Statement of Property, Plant and Equipment and Intangible Assets	Annexure-G
Restated Consolidated Statement of Non-Current Investment	Annexure-H
Restated Consolidated Statement of Long-Term Loans and Advances	Annexure-I
Restated Consolidated Statement of Other Non-Current Assets	Annexure-J
Restated Consolidated Statement of Inventory	Annexure-K
Restated Consolidated Statement of Trade Receivables	Annexure-L
Restated Consolidated Statement of Cash and Bank Balances	Annexure-M
Restated Consolidated Statement of Short-Term Loans and Advances	Annexure-N
Restated Consolidated Statement of Other Current Assets	Annexure-N1
Restated Consolidated Statement of Revenue from operation	Annexure-O
Restated Consolidated Statement of Other Income	Annexure-P
Restated Consolidated Statement of Cost of Material Consumed and Purchases of Stock in Trade	Annexure-Q
Restated Consolidated Statement of Changes in Inventories of stock in trade	Annexure-R
Restated Consolidated Statement of Employee Benefits Expenses	Annexure-S
Restated Consolidated Statement of Finance Cost	Annexure-T
Restated Consolidated Statement of Depreciation & Amortization	Annexure-U
Restated Consolidated Statement of Other Expenses	Annexure-V
Restated Consolidated Statement of Mandatory Accounting Ratios	Annexure-W
Restated Consolidated Statement of Related Party Transaction	Annexure-X
Restated Consolidated Statement of Capitalization	Annexure-Y
Restated Consolidated Statement of Tax Shelter	Annexure-Z
Restated Consolidated Statement of Contingent Liabilities & Capital Commitment	Annexure-AA
Restated Consolidated Statement of Other Financial Ratio	Annexure-AB
Other Notes to Restated Consolidated Financial Statement	Annexure AC
Material Adjustment to the Restated Consolidated Financial	Annexure V

8. We have complied with the relevant applicable requirements of the Standard on Quality Control (SQC) 1, Quality Control for Firms that Perform Audits and Reviews of Historical Financial Information, and Other Assurance and Related Services Engagements.
9. We, M/s. R K Jagetiya & Co, Chartered Accountants have been subjected to the peer review process of the Institute of Chartered Accountants of India (ICAI) and our peer Review Certificate is valid as on the date of signing of this report.
10. The report should not in any way be construed as a re-issuance or re-dating of any of the previous audit reports issued by us and nor should this report be construed as a new opinion on any of the financial statements referred to therein.
11. The Restated Consolidated Financial Information do not reflect the effects of events that occurred subsequent to the respective dates of the reports on the Audited Consolidated Financial Statements mentioned in paragraph above.
12. We have no responsibility to update our report for events and circumstances occurring after the date of the report.

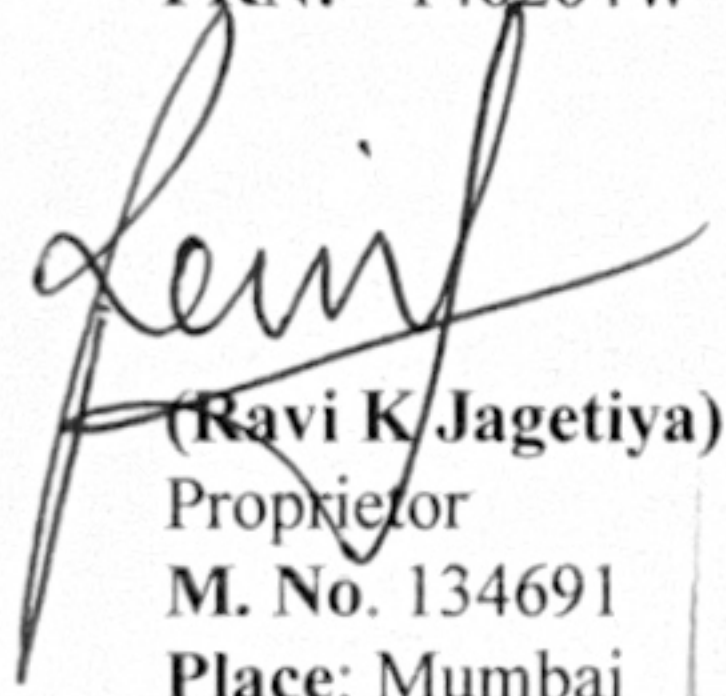


13. Our report is intended solely for use of the Board of Directors for inclusion in the Draft Offer Document/ Offer Document to be filed with Securities and Exchange Board of India, relevant stock exchange and Registrar of Companies, in connection with the proposed IPO. Our report should not be used, referred to, or distributed for any other purpose except with our prior consent in writing. Accordingly, we do not accept or assume any liability or any duty of care for any other purpose or to any other person to whom this report is shown or into whose hands it may come without our prior consent in writing.
14. In our opinion, the above financial information contained mentioned in the attached Annexure of this report read with the respective Significant Accounting Policies and Notes to Accounts are prepared after making adjustments and regrouping as considered appropriate and have been prepared in accordance with the Act, ICDR Regulations, Engagement Letter and Guidance Note and give a true and fair view in conformity with the accounting principles generally accepted in India, to the extent applicable.

For R K Jagetiya & Co.

Chartered Accountants

FRN: - 146264W


(Ravi K. Jagetiya)
Proprietor
M. No. 134691
Place: Mumbai



Date: 13th May, 2026

UDIN: 26134691UOVEDN3318

Q-LINE BIOTECH LIMITED

Reg. Address - 298-281, Transport Nagar, Kanpur Road Adjacent Transport Nagar Metro Station, Lucknow, Uttar Pradesh, India, 226012
CIN : U74120UP2010PLC042528

Website: www.qlinebiotech.com. Email: compliance@qlinebiotech.com Phone Number: +915222435570

Annexure I

RESTATED CONSOLIDATED STATEMENT OF ASSETS AND LIABILITIES

(Amount in Rs. Lakhs)

PARTICULARS	Annexure No	As at			
		31-12-2025	31-03-2025	31-03-2024	31-03-2023
A) EQUITY AND LIABILITIES					
1. Shareholders' Funds					
(a) Share Capital	A	1,627.50	157.50	157.50	157.50
(b) Reserves & Surplus		21,288.92	18,837.03	16,023.94	12,579.02
		22,916.42	18,994.53	16,181.44	12,736.52
2. Minority Interest					
3. Non Current Liabilities					
(a) Long Term Borrowings	B, B(A) and B(B)	9,462.55	8,241.18	3,509.30	1,430.69
(b) Deferred Tax Liabilities (Net)	C	-	-	-	-
(c) Other Long Term Liabilities	D	277.00	136.75	20.29	10.00
(d) Long Term Provisions	D1	286.39	261.82	185.83	165.81
		10,025.94	8,639.75	3,715.41	1,606.50
4. Current Liabilities					
(a) Short Term Borrowings	B, B(A) and B(B)	14,922.92	8,253.80	6,181.70	5,934.15
(b) Trade Payables					
(i) total outstanding dues of micro enterprises and small enterprises; and	E	170.20	214.32	168.75	28.07
(ii) total outstanding dues of other than micro enterprises and small enterprises		4,781.07	5,348.17	5,755.01	3,942.55
(c) Other Current Liabilities	F	2,582.60	2,498.35	1,664.27	612.69
(d) Short Term Provisions		734.85	1,599.67	258.01	297.48
		23,191.63	17,914.32	14,027.75	10,814.94
Total		56,133.99	45,548.59	33,924.60	25,157.96
B) ASSETS					
1. Non Current Assets					
(a) Property, Plant & Equipment and Intangible Assets	G				
i) Property, Plant & Equipment		5,377.65	5,347.24	5,487.04	2,272.31
ii) Intangible Assets		2,228.64	1,989.32	505.08	8.07
iii) Goodwill on Consolidation		26.86	26.86	-	-
iv) Capital Work in Progress		8,000.73	5,903.11	1,917.21	1,173.73
iv) Intangible Assets Under development		379.71	352.30	-	-
		16,013.59	13,618.83	7,909.33	3,454.12
(b) Non-Current Investment	H	1,667.35	1,794.91	2,851.14	1,570.38
(c) Deferred Tax Assets (Net)	C	84.93	98.09	57.78	70.72
(d) Long Term Loans and Advances	I	455.42	158.42	889.02	1,000.34
(e) Other Non Current Assets	J	4,180.14	3,414.52	2,364.18	1,451.36
		6,387.84	5,465.93	6,162.12	4,092.80
2. Current Assets					
(a) Current Investments					
(b) Inventories	K	10,114.76	9,021.34	10,524.10	1,359.44
(c) Trade Receivables	L	13,386.38	8,260.25	2,644.36	3,305.76
(d) Cash and Bank Balances	M	5,582.48	4,702.60	2,995.59	9,001.92
(e) Short-Term Loans and Advances	N	3,634.06	3,258.04	3,673.25	934.33
(f) Other Current Assets	N1	1,014.87	1,221.59	15.87	9.59
		33,732.56	26,463.83	19,853.15	17,611.04
Total		56,133.99	45,548.59	33,924.60	25,157.96

The accompanying summary of significant accounting policies, restated consolidated notes to accounts and notes on adjustments for restated consolidated financial Statement (Annexure IV & V, Annexure W to AC) are an integral part of this statement.

As per our consolidated report of even date

For R K Jagetiya & Co
Chartered Accountants
FRN 146264W

Ravi K Jagetiya
(CA Ravi K Jagetiya)
M. No. 194691
Proprietor
Date: 13th May, 2026
Place: Mumbai
UDIN: 26134691U0VEDN3318



Saurabh Garg
Saurabh Garg
Managing Director & CHAIRMAN
DIN: 02891621

Alkhand Pratap Singh
Alkhand Pratap Singh
Company Secretary
Membership No-A54065

Date: 13th May, 2026
Place: Lucknow

FOR AND ON BEHALF OF THE BOARD
Q-Line Biotech Limited



Amita Garg
Amita Garg
Non Executive Director
DIN: 02891610
Meenal Gupta
Meenal Gupta
Chief Financial Officer
PAN: ABHP6642E

Q- LINE BIOTECH LIMITED

Reg. Address - 298-281, Transport Nagar, Kanpur Road Adjacent Transport Nagar Metro Station, Lucknow, Uttar Pradesh, India, 226012
CIN : U74120UP2010PLC042528

Website: www.qlinebiotech.com, Email: compliance@qlinebiotech.com Phone Number:+915222435570

Annexure II

RESTATED CONSOLIDATED STATEMENT OF PROFIT AND LOSS

(Amount in Rs. Lakhs, except per share Data)

PARTICULARS		For the Period/Year ended on				
		31-12-2025	31-03-2025	31-03-2024	31-03-2023	
1	Revenue From Operation	O	23,242.03	31,378.04	20,364.61	18,273.63
2	Other Income	P	408.22	880.38	280.20	207.52
3	Total Income (1+2)		23,650.25	32,258.42	20,644.81	18,481.15
4	Expenditure					
(a)	Cost of Material Consumed		4,656.74	5,762.05	1,634.74	908.03
(b)	Purchases of Stock-in trade	Q	5,115.49	6,372.75	10,468.19	8,387.09
(c)	Changes in inventories of Stock in trade, WIP & Finished Goods	R	(670.72)	2,432.18	(2,800.98)	(448.57)
(d)	Employee Benefit Expenses	S	2,665.63	3,031.59	2,348.63	2,368.26
(e)	Finance Cost	T	1,333.92	1,470.00	627.52	379.60
(f)	Depreciation and Amortisation Expenses	U	630.08	732.12	392.77	213.75
(g)	Other Expenses	V	4,964.64	6,341.96	4,913.78	3,688.99
5	Total Expenditure 4(a) to 4(g)		18,695.78	26,142.66	17,584.65	15,497.15
6	Profit/(Loss) Before Exceptional & extraordinary items & Tax (3-5)		4,954.47	6,115.75	3,060.17	2,984.01
7	Extra-Ordinary Item		-	1,696.52	-	-
8	Profit/(Loss) Before Tax (6-7)		4,954.47	4,419.23	3,060.17	2,984.01
9	Tax Expense:					
(a)	Tax Expense for Current Year		1,266.71	2,008.17	883.01	858.16
(b)	Short/(Excess) Provision of Earlier Year		(194.78)	-	-	-
(c)	Deferred Tax		13.16	(40.31)	12.95	(12.40)
	Net Current Tax Expenses		1,085.09	1,967.86	895.96	845.76
10	Share of Profit/(Loss) of- Associates		-	361.71	1,280.26	1,071.46
			-	361.71	1,280.26	1,071.46
12	Profit/(Loss) for the Year (8-9+10)		3,869.39	2,813.09	3,444.47	3,209.71
13	Profit/(Loss) attributable to Minority Interest		-	-	(0.45)	-
14	Profit attributable to Parent Equity Shareholders (12-13)		3,869.39	2,813.09	3,444.92	3,209.71
15	Earnings per equity shares (Face Value of Rs. 10 each)					
	Basic/Diluted (In Rs.) before extra ordinary items		23.57	28.63	21.87	20.38

The accompanying summary of significant accounting policies, restated consolidated notes to accounts and notes on adjustments for restated consolidated financial Statement (Annexure IV & V, Annexure W to AC) are an integral part of this statement.

As per our consolidated report of even date

FOR AND ON BEHALF OF THE BOARD
Q- Line Biotech Limited

For R K Jagotiya & Co
Chartered Accountants
FRN 146264W

(Signature)
(CA Ravi K Jagotiya)
M. No. 134691
Date: 13th May, 2026
Place: Mumbai
UDIN:- 26134691U0VEDN3318



(Signature)
Saurabh Garg
Managing Director & CHAIRMAN
DIN: 02891621

(Signature)
Akhand Pratap Singh
(CS)
Membership No-A54065

Date: 13th May, 2026
Place: Lucknow



(Signature)
Amita Garg
Non Executive Director
DIN: 02891610

(Signature)
Meenal Gupta
Chief Financial Officer
PAN :-ABHPG6642F

Q- LINE BIOTECH LIMITED

Reg. Address - 298-281, Transport Nagar, Kanpur Road Adjacent Transport Nagar Metro Station, Lucknow, Uttar Pradesh, India, 226012
CIN : U74120UP2010P5 CO42528

Website: www.qlinebiotech.com, Email: compliance@qlinebiotech.com Phone Number: 1915222433570

Annexure III

RESTATED CONSOLIDATED CASH FLOW STATEMENT

(Amount in Rs. Lakhs)

PARTICULARS	31-12-2025	For the Period/Year ended on		31-03-2023
		31-03-2025	31-03-2024	
A) Cash Flow From Operating Activities :				
Net Profit before tax but before extraordinary items	4,954.47	4,419.23	3,060.62	2,984.01
Adjustment for :				
Depreciation and Amortisation Expenses	630.08	732.12	362.77	213.75
Finance Cost	1,333.92	1,470.00	627.52	379.60
Bad Debts Written off	3.36	77.22	1.01	6.32
Profit/(loss) on Sale of Investment	-	1,606.52	-	-
(Profit)/loss on sale of Fixed Assets	0.78	-	(19.35)	(0.15)
Provision of CSR	50.05	-	-	-
Interest Income	(342.85)	(345.51)	(219.01)	(186.68)
Rent Income	(5.25)	(8.11)	(8.14)	(6.18)
Provision of Contingency (Net)	29.15	-	23.66	12.90
Sundry Balance Forfeited	(21.98)	(479.06)	-	-
Sundry Balance write-off	3.01	52.78	-	-
Provision for Bad & Doubtful Debts	10.57	16.78	81.43	42.04
Unsettled Foreign Exchange (gain)/loss	164.12	(23.63)	25.35	25.72
Operating profit before working capital changes	6,809.80	7,694.53	3,945.86	3,471.62
Changes in Working Capital				
(Increase)/Decrease in Inventory	(1,093.43)	1,502.76	(6,161.66)	(822.99)
(Increase)/Decrease in Trade Receivables	(5,142.62)	(5,521.90)	578.96	855.67
(Increase)/Decrease in Short Term Loans & Advances	(372.59)	413.21	(7,738.92)	(180.79)
(Increase)/Decrease in Other Current Assets	206.72	-	(0.78)	1.97
Increase/(Decrease) in Trade Payables	(751.19)	89.04	1,927.79	301.02
Increase/(Decrease) in Other Current Liabilities	34.21	856.67	1,051.60	(68.41)
Increase/(Decrease) in Security Deposit related to operation	-	-	8.46	-
Increase in Security deposits and Royalty paid in Advance	1.70	-	(524.24)	(0.03)
Investment in Fixed Deposits	(1,056.27)	(4,462.82)	-	-
Withdrawal in Fixed Deposits	-	-	429.66	351.49
Cash generated from operations	(1,366.67)	583.47	(1,491.83)	3,739.55
Less:- Income Taxes paid	(1,944.77)	(683.68)	(926.11)	(1,142.70)
Net cash flow from operating activities	A	(3,211.44)	(132.20)	(2,417.94)
B) Cash Flow From Investing Activities :				
Purchase of Property, Plant and Equipments including of CWIP	(2,887.13)	(3,625.76)	(4,890.06)	(2,626.70)
Sale of Property, Plant and Equipments	30.90	-	81.43	0.75
Investment in Subsidiary	-	-	-	-
Investment in Associates	-	-	(0.50)	-
Investment in Property	(195.47)	-	2.55	(334.53)
Proceeds from Sale of Investment	-	357.15	-	-
(Increase)/Decrease in Long Term Loans and Advances	(3.09)	58.06	109.76	135.93
Other non current assets	-	(1,050.34)	-	-
Increase/(Decrease) in Creditors for Capital goods	-	-	1.89	-
Rent Income	5.25	8.14	8.14	6.48
Interest Income	342.85	343.51	219.91	186.68
Net cash flow from investing activities	B	(2,706.69)	(5,909.25)	(2,631.38)
C) Cash Flow From Financing Activities :				
Proceeds from issue of Share Capital including securities premium	52.50	-	-	-
Proceeds from Short Term Borrowings	6,669.12	2,272.10	247.55	2,431.43
Proceeds from Long Term Borrowings	1,221.38	4,731.88	2,078.61	388.47
Finance Cost including borrowing cost capitalize	(1,333.92)	(1,470.00)	(627.52)	(379.60)
Net cash flow from financing activities	C	6,609.08	5,333.98	2,640.34
Net Increase/(Decrease) In Cash & Cash Equivalents (A+B+C)	590.94	(707.47)	(5,188.09)	2,305.82
Cash and Cash equivalents at the beginning of the year	1,263.95	1,971.43	7,159.53	4,653.71
Cash and Cash equivalents at the end of the year	1,854.89	1,263.95	1,971.43	7,159.53
Notes :-	31-12-2025	31-03-2025	31-03-2024	31-03-2023
Component of Cash and Cash equivalents				
Cash on hand	55.10	43.03	88.34	99.28
Balance With Banks	81.56	36.59	25.84	6,237.41
Other Bank Balance (As per AS -3)	1,718.23	1,184.33	1,857.24	822.83
	1,854.89	1,263.95	1,971.43	7,159.53

Cash flows are reported using the indirect method, whereby profit before tax is adjusted for the effects of transactions of a non-cash nature and any deferrals or accruals of past or future cash receipts or payments. The cash flows from regular revenue generating, financing and investing activities of the company are segregated.

The accompanying summary of significant accounting policies, related notes to accounts and notes on adjustments for restated standalone financial statement (Annexure IV & V, Annexure X to AC) are an integral part of this statement.

As per our consolidated report of given date

For R K Jagetiya & Co
Chartered Accountants
FRN 146264W

(CA Ravi K Jagetiya)
M No 134692
Date: 13th May, 2026
Place: Meerut
UDIN:- 2613469100VE DN3318



FOR AND ON BEHALF OF THE BOARD

Q-Line Biotech Limited

Saurabh Garg
Managing Director & CHAIRMAN
DIN: 02891621

Akhil Prasad Singh
Company Secretary
Membership No-A58065

Date: 13th May, 2026
Place: Lucknow



Amita Garg
Chief Executive Director
DIN: 02891610

Meenal Gupta
Chief Financial Officer
PAN -AIBPC6642E

**ANNEXURE-IV & ANNEXURE V TO RESTATED CONSOLIDATED FINANCIAL STATEMENTS
OF Q-LINE BIOTECH LIMITED**

**SIGNIFICANT ACCOUNTING POLICY AND NOTES TO THE RESTATED CONSOLIDATED
FINANCIAL STATEMENTS**

A. BACKGROUND

The Company was originally incorporated as "Q-Line Biotech Private Limited" on November 10th, 2010 under the provisions of the Companies Act, 1956 with the Registrar of Companies, Kanpur, Uttar-Pradesh. Subsequently, the Company was converted into a Public Limited Company and consequently the name of the Company was changed from "Q-LINE BIOTECH PRIVATE LIMITED" to "Q-LINE BIOTECH LIMITED" vide a fresh certificate of incorporation consequent upon conversion from private company to public company dated 07th March, 2025 issued by the Registrar of Companies, CPC, bearing CIN U74120UP2010PLC042528. Company is currently engaged in Manufacturing and Trading into Biochemistry Reagents and Consumables.

B. STATEMENT OF SIGNIFICANT ACCOUNTING POLICIES

1. BASIS OF PREPARATION OF CONSOLIDATED FINANCIAL STATEMENTS

The Consolidated Restated Statement of Assets and Liabilities of the Company as at December 31, 2025, March 31, 2025, March 31, 2024, and March 31, 2023 and the Consolidated Restated Statement of Profit and Loss and Consolidated Restated Statements of Cash Flows for the period ended December 31, 2025 and for the year ended on March 31, 2025, March 31, 2024, and March 31, 2023 and the annexure thereto (collectively, the "Restated Consolidated Financial Statements") have been extracted by the management from the respective Consolidated Audited Financial Statements of the Company.

The financial statements of the company have been prepared and presented in accordance with the Generally Accepted Accounting Principles (GAAP). GAAP comprises the Accounting Standards notified u/s 133 read with Section 469 of the Companies Act, 2013. The accounting policies used for Restated financial statement is similar and followed consistently unless if the policy used in the Audited financial statement is not in accordance with the Accounting Standards and therefore suitable policy changes also adopted by the management while preparing the restated financial statement. Accounting policies have been framed, keeping in view the fundamental accounting assumptions of Going Concern, Historical cost convention, Consistency and Accrual, as also basic considerations of Prudence, Substance over form, and Materiality.

The Financial Statements have been prepared on a going concern basis, in as much as the management neither intends to liquidate the company nor to cease operations. Accordingly, assets, liabilities, income and expenses are recorded on a Going Concern basis. Based on the nature of products and services, and the time between the acquisition of assets and realization in cash or cash equivalents, the company has ascertained its operating cycle as 12 months for the purposes of current and non-current classification of assets and liabilities.

The Restated Financial Statements have been prepared in Rs Lakhs, unless otherwise specified in respective schedules, notes, etc.

The Consolidated Financial Statements have been prepared in accordance with Accounting Standard (AS) 21 – *Consolidated Financial Statements*, notified under the Companies (Accounting Standards) Rules, and other applicable accounting standards.

- The financial statements of the parent company and its subsidiaries have been consolidated on a **line-by-line basis** by adding together like items of assets, liabilities, income, and expenses. Inter-company balances and transactions, including unrealized profits/losses arising from intra-group transactions, have been fully eliminated.
- **Minority interest**, where applicable, in the net assets of consolidated subsidiaries is presented separately from the parent's equity in the consolidated balance sheet. The share of profit or loss attributable to minority interest is also separately disclosed in the consolidated statement of profit and loss.
- **Investments in associates** have been accounted for using the **equity method** in accordance with AS 23 – *Accounting for Investments in Associates in Consolidated Financial Statements*. Under this method, the



[Handwritten signature]

[Handwritten signature]

[Handwritten signature]

[Handwritten signature]



investment is initially recorded at cost and adjusted thereafter for the post-acquisition change in the investor's share of net assets of the associate.

➤ During the year, the Group:

Acquired control over certain entities which have been consolidated from the date on which control was obtained.

Disposed of certain subsidiaries and associates, and accordingly, their financial results have been excluded from the consolidation from the date of disposal.

Name of Company	Q-Line Nutraceuticals Pvt Ltd	Q-Line Innovation Pvt Ltd	POCT Science House Pvt Ltd	Q-Line Iris Pvt Ltd
Date of Incorporation	11th July 2023	19th Dec 2022	10th Jan 2019	7th Dec 2023
Shareholding by Parent	55.00%	70.00%	50.00%	50.00%
Nature of Relation	Subsidiary	Subsidiary	Associate	Associate
Date of Acquisition of Shares (Control)	7th Aug 2023	7th Mar 2025	10th Jan 2019	7th Dec 2023
Date of Sale of Shares	24th Mar 2025	-	20th Mar 2025	-

- The results of subsidiaries and associates acquired or disposed of during the year are included in the consolidated financial statements from the date of acquisition or up to the date of disposal, as applicable.
- The accounting policies of the subsidiaries and associates are aligned, to the extent practicable, with those of the parent company to ensure consistency.

2. USE OF ESTIMATES

The preparation of financial statements required the management to make estimates and assumptions that affect the reported balance of assets and liabilities, revenues and expenses including of warranty claims and disclosures relating to contingent liabilities. The Management believes that the estimates used in the preparation of financial statements are prudent and reasonable, however future results could differ from these estimates. Any revision of accounting estimates is recognized prospectively in the current and future periods. Significant estimates used by the management in the preparation of these financial statements include estimates of the economic useful life of plant and equipment, provision for expenses, etc.

3. INVENTORIES

Company's Inventory which is recorded at cost or net realizable value whichever is lower. Cost of inventories comprises of cost of purchase, and other incidental cost for the purchases. Cost is calculated on purchase price including custom duty, taxes, freight, handling and other cost less trade discount, rebates etc. Company follows FIFO (First In First Out) method of costing.

Cost of conversion includes direct labor cost and production overhead and other cost incurred in bringing inventories to their present conditions.

Net realizable value is the estimated selling price in the ordinary course of business, less estimated costs of completion and the estimated costs necessary to make the sale. The comparison of cost and net realizable value is made on an item-by-item basis.

4. CASH FLOW:

Cash flows are reported using the indirect method, whereby profit before tax is adjusted for the effects of transactions of non-cash nature, any deferrals or accruals of past or future operating cash receipts or payments and



Syany

A

Abhishek

Man



item of income or expenses associated with investing or financing cash flows. Cash flows from operating, investing and financing activities of the Company are segregated, accordingly.

5. EXTRAORDINARY, EXCEPTIONAL, PRIOR PERIOD ITEMS AND CHANGES IN ACCOUNTING POLICIES

a) Income or expenses that arise from events or transactions that are clearly distinct from the ordinary activities of the group are classified as extraordinary items. Specific disclosure of such events/transactions is made in the financial statements. Similarly, any external event beyond the control of the group, significantly impacting income or expense, is also treated as extraordinary item and disclosed as such.

b) On certain occasions, the size, type or incidence of an item of income or expense, pertaining to the ordinary activities of the group, is such that its disclosure improves an understanding of the performance of the group. Such income or expense is classified as an exceptional item and accordingly disclosed in the notes to accounts.

6. PROPERTY, PLANT AND EQUIPMENT

Property, Plant & Equipment are stated at historical cost less accumulated depreciation and impairment losses. Cost includes purchase price and all other attributable cost to bring the assets to its working condition for the intended use. Property, Plant & Equipment have been recorded in the books of the Company at WDV as per Companies Act, 2013.

Subsequent expenditures related to Property; Plant & Equipment are added to its book value only if they increase the future benefits from the existing asset beyond its previously assessed standard of performance.

Assets are capitalized as capital work-in-progress till it is not ready for the intended use. At the point when an asset is operating at management's intended use, the cost of asset is transferred to the appropriate category of property, plant and equipment and depreciation commences.

7. DEPRECIATION AND AMORTISATION

Depreciation is provided on a Written Down Value Method ('WDV') over the estimated useful lives of the property, plant and equipment as estimated by the Management and is recognised in the statement of profit and loss.

Depreciation on additions (disposals) is provided on a pro-rata basis i.e. from (upto) the date on which asset is ready for use (disposed of).

The Management has estimated the useful lives for property, plant and equipment which is similar to the life specified in Schedule II of Companies Act, 2013

The residual values, useful lives and methods of depreciation of property, plant and equipment are reviewed at each financial year end and adjusted prospectively if appropriate. An asset's carrying amount is written down immediately to its recoverable amount if the asset's carrying amount is greater than its estimated recoverable amount.

Amortization on Intangible assets is provided on a Straight Line Method (SLM) on the basis of the period over which the assets is expected to generate future economic benefits.

8. REVENUE RECOGNITION

- i) Revenue is recognized to the extent that is probable that the economic benefits will flow to the Company and the revenue can be reliably measured.
- ii) Revenue from sale of Reagent/Instrument/Consumables and others are recognized when the significant risk and rewards are transferred as per the terms of sale/customers purchase Order. Revenues are recorded at invoice value excluding of taxes.
- iii) Revenue from services including AMC/CMC and other services are recognized pro-rata over the period of the contract as and when services are rendered when no significant uncertainty exists



Sg

A

Shri

Shri

regarding the amount of the consideration that will be derived from rendering the service. The revenue is recognized excluding of taxes.

iv) **Unbilled revenue**

(a) Unbilled revenue represents revenue recognized in accordance with the AS -9, where the underlying services have been performed or goods delivered but billing has not been raised as of the reporting date.

(b) Revenue from Supply of Goods and services is recognized when the services are rendered or goods have been delivered in accordance with the terms of the contract and there is no significant uncertainty regarding the amount of consideration or its collection.

v) Interest income is accounted on a time proportion basis taking into account the amount outstanding and the rate applicable except interest on income tax.

vi) Rent income is recognized on an accrual basis.

vii) Profit/loss on sale of investments is recognized at the time of actual sale/redemption.

9. INVESTMENTS

Investments, which are readily realizable and intended to be held for not more than one year from the date on which such investments are made, are classified as current investments. All other investments are classified as long-term investments.

On initial recognition, all investments are measured at cost. The cost comprises purchase price and directly attributable acquisition charges such as brokerage, fees and duties.

Current investments are carried in the financial statements at lower of cost and fair value determined on an individual investment basis.

Long-term investments are carried at cost. However, provision for diminution in value is made to recognize a decline other than temporary nature in value of investment.

On disposal of an investment, the difference between its carrying amount and net disposal proceeds is charged or credited to the statement of profit and loss.

10. FOREIGN CURRENCY TRANSACTIONS AND TRANSLATION

Foreign currency transactions are recorded on initial recognition in the reporting currency, by applying to the foreign currency amount the exchange rate prevailing at the date of the transaction.

Monetary items, such as cash and cash equivalents, receivables, payables, loans and other balances denominated in foreign currencies, are restated at the closing exchange rate as at the Balance Sheet date.

Non-monetary items, which are carried at historical cost and denominated in a foreign currency, are reported using the exchange rate at the date of the transaction.

Exchange differences arising on settlement of monetary items or on restatement of monetary items at rates different from those at which they were initially recorded during the period, or reported in previous financial statements, are recognized as income or expense in the Statement of Profit and Loss in the period in which they arise

11. EMPLOYEE BENEFITS

i) **Short term Employee Benefits:**

Employee benefits payable wholly within twelve months of receiving employee services are classified as short-term employee benefits. These benefits include salaries and wages, performance incentives and compensated absences which are expected to occur in next twelve months. The amount of short-term employee benefits to be paid in exchange for employee services is recognised as an expense as the related service is rendered by employees.

ii) **Defined-contribution plans:**

Retirement benefit in the form of Provident Fund and Employee State Insurance Corporation Fund (ESIC) are defined contribution schemes. The Company is statutorily required to contribute a



Agony

A

Abhishek

Heena

specified portion of the basic salary of an employee to a provident fund and ESIC as a part of retirement benefits to its employees. The contributions during the period are charged to statement of profit and loss. The Company recognizes contribution payable to the Provident Fund and ESIC scheme as an expenditure when an employee renders related service.

iii) **Defined Benefit Plans:**

The Company provides for Gratuity, a defined benefit retirement plan ('The Gratuity Plan') covering eligible employees. The Gratuity Plan provides a lump-sum payment to vested employees at retirement, death, incapacitation or termination of employment of an amount based on the respective employee's salary and the tenure of employment with the Company. Liabilities with regard to the Gratuity Plan are determined by actuarial valuation, performed by an independent actuary, at each Balance Sheet Date using the projected unit credit method. The Company recognizes the net obligation of the Gratuity Plan in the Balance Sheet as an asset or liability, respectively in accordance with Accounting Standard (AS15) 'Employee Benefits'. Actuarial gains and losses arising from experience adjustments and changes in actuarial assumptions are recognized in the Statement of Profit and Loss in the period in which they arise. The company's gratuity plan is unfunded.

iv) The company does not allow carry forward of earned leave and the same needs to be consumed/encashed within the same financial year.

12. BORROWING COSTS

Borrowing cost includes interest and amortization of ancillary costs incurred in connection with the arrangement of borrowings. Borrowing costs directly attributable to the acquisition, construction or production of a qualifying asset that necessarily takes a substantial period of time to get ready for its intended use or sale are capitalized as part of the cost of the respective asset. All other borrowing costs are expensed in the period they occur.

13. SEGMENT ACCOUNTING

Business Segment

- (a) The business segment has been considered as the primary segment.
- (b) The Company's primary business segments are reflected based on principal business activities, the nature of service, the differing risks and returns, the organization structure and the internal financial reporting system.
- (c) The Company's primary business includes Manufacturing and Trading into Biochemistry Reagents, Instruments and Consumables and accordingly segment disclosure has been disclosed in notes to Restated Consolidated Financial Statements.

14. LEASE

A. Operating Lease

Leases where the lessor effectively retains substantially all the risks and rewards of ownership of the leased assets are classified as operating leases.

The Company has taken certain premises on operating lease arrangements. Lease payments under operating leases are recognised as an expense in the Statement of Profit and Loss on a straight-line basis over the lease term, unless the payments are structured to increase in line with expected general inflation to compensate for the lessor's expected inflationary cost increases.

Initial direct costs incurred specifically to negotiate and arrange an operating lease are recognised as an expense in the Statement of Profit and Loss.

B. Finance Lease

The Company recognizes assets acquired under finance leases at the inception (Signing of Lease deed) of the lease as *Leasehold Assets* at amounts equal to the total obligations as per lease deed.



[Handwritten signature]

[Handwritten signature]

[Handwritten signature]

[Handwritten signature]

Initial Recognition: Leasehold assets are capitalized under *Property, Plant & Equipment or in Investments in Immovable property* depending upon the utilization of the said leasehold assets. In case the leasehold assets is put to use for the business, then it is depreciated over the shorter of the lease term or their useful life, consistent with the Company's depreciation policy.

Current vs. Non-Current Classification: The portion of lease liability payable within 12 months is classified as *Current Liability*, and the balance is classified as *Non-Current Liability*.

The Company does not have any outstanding obligation under finance leases as on 31st December, 2025.

15. EARNINGS PER SHARE:

The basic earnings per share is computed by dividing the net profit attributable to owners of the Company for the reporting years by the weighted average number of Equity shares outstanding during the reporting years.

The number of shares used in computing diluted earnings per share comprises the weighted average shares considered for deriving basic earnings per share and all dilutive potential equity shares.

There are no potential dilutive instruments issued by the Company, therefore Weighted average number of Equity shares for Basic and Dilutive remain same during the reporting years.

EPS has been calculated to show the Impact of Extra ordinary items during the reporting years.

In case of a rights issue, the weighted average number of shares is adjusted for the bonus element inherent in the rights issue. In case of bonus issue of equity shares, EPS have been calculated as if the bonus shares were issued at the beginning of the earliest period reporting period.

16. ACCOUNTING FOR TAXES ON INCOME

Tax expense comprises of current and deferred tax. Current income tax is measured at the amount expected to be paid to the tax authorities in accordance with the Income-tax Act, 1961 enacted in India. The tax rates and tax laws used to compute the amount are those that are enacted or substantively enacted, at the reporting date.

(i) Deferred income taxes reflect the impact of timing differences between taxable income and accounting income originating during the current year and reversal of timing differences for the earlier years. Deferred tax is measured using the tax rates and the tax laws enacted or substantively enacted at the reporting date.

(ii) Deferred tax liabilities are recognized for all taxable timing differences. Deferred tax assets are recognized for deductible timing differences only to the extent that there is reasonable certainty that sufficient future taxable income will be available against which such deferred tax assets can be realized. In situations where the Company has unabsorbed depreciation or carry forward tax losses, all deferred tax assets are recognized only if there is virtual certainty supported by convincing evidence that they can be realized against future taxable profits.

The carrying amount of deferred tax assets are reviewed at each reporting date. The company writes-down the carrying amount of a deferred tax asset to the extent that it is no longer reasonably certain or virtually certain, as the case may be, that sufficient future taxable income will be available against which deferred tax asset can be realized. Any such write-down is reversed to the extent that it becomes reasonably certain or virtually certain, as the case may be, that sufficient future taxable income will be available.

17. CONTINGENT LIABILITIES AND PROVISIONS

Provisions are recognized only when there is a present obligation as a result of past events and when a reliable estimate of the amount of obligation can be made.

Contingent Liability is disclosed for

- a) Possible obligation which will be confirmed only by future events not wholly within the control of the Company or
- b) Present obligations arising from the past events where it is not probable that an outflow of resources will be required to settle the obligation or a reliable estimate of the amount of the obligation cannot be made.



[Handwritten signature]

[Handwritten signature]

[Handwritten signature]

[Handwritten signature]

c) A disclosure for a contingent liability is made when there is a possible obligation or a present obligation that may, but probably will not, require an outflow of resources. Where there is a possible obligation or a present obligation that the likelihood of outflow of resources is remote, no provision or disclosure is made.

Contingent Assets are not recognized in the financial statements since this may result in the recognition of income that may never be realized.

18. INTANGIBLE ASSETS

Intangible assets that are acquired by the Company are measured initially at cost. After initial recognition, an intangible asset is carried at its cost less accumulated amortization and any accumulated impairment loss.

Subsequent expenditure, if any, is capitalized only when it increases the future economic benefits embodied in the specific asset to which it relates.

(A) Customer Acquisition Cost

The Company capitalize expenses related to customer acquisition costs (CAC) where control, and future economic benefits exists, Further CAC includes discounts to customer on net landing cost, ancillary installation supplies, other direct cost associated with purchases of goods but does not include marketing and sales commissions, as incurred in accordance with AS-26.

Amortization of CAC starts from the year in which economic benefits start accruing to Company and up to the last year of the Contract.

(B) Research and Development Expenses

Research and development costs are accounted for in accordance with the provisions of Accounting Standard (AS) 26 – Intangible Assets issued by the Institute of Chartered Accountants of India (ICAI).

(i) Research Phase:

Expenditure incurred during the research phase is charged to the Statement of Profit and Loss as incurred, as the same does not meet the recognition criteria for intangible assets.

(ii) Development Phase:

Expenditure incurred on development projects is capitalized as an intangible asset when there is intent to complete the project and there is availability of adequate technical, financial and other resources to complete the development and technical feasibility of completing the intangible asset is also done so that it will be available for use or sale in future.

Development costs that do not meet the above criteria are charged to the Statement of Profit and Loss as incurred.

(iii) Capitalization and Amortization:

Capitalized development expenditure is recognised as an intangible asset under “Intangible Assets” in the Balance Sheet. The asset is amortized on a systematic basis over its estimated useful life, which is reviewed annually. The amortization period does not exceed ten years, unless a longer period can be justified.

(iv) Review and Impairment:

The carrying amount of capitalized development costs is reviewed at each reporting date for indicators of impairment in accordance with AS 28 – Impairment of Assets. Any impairment loss is recognised immediately in the Statement of Profit and Loss

The estimated useful lives of intangibles are as follows:



Sgany

A

Abhishek

Agarwal



Class of Asset	Useful life
Computer software	5 Years
Servers	6 Years
Research & Development	10 Years
Customer cost of Acquisition	10 Years or the shorter period during the Revenue span of the project)

The residual values, useful lives and method of amortization of intangible assets are reviewed at each financial year end and adjusted if appropriate.

An intangible asset is derecognized upon disposal or when no future economic benefits are expected to arise from the continued use of the asset. Any gain or loss arising on the disposal of an intangible asset is determined as the difference between the sales proceeds and the carrying amount of the asset and is recognized in statement of profit and loss.

19. IMPAIRMENT OF ASSETS

An asset is treated as impaired when the carrying cost of asset exceeds its recoverable value. An impairment loss is charged to the Statement of Profit and Loss in the year in which an asset is identified as impaired. The impairment loss recognized in prior accounting period is reversed if there has been a change in the estimate of amount.



Jgany

A

Abhishek

H Chand

C. CHANGES IN ACCOUNTING POLICIES IN THE YEARS COVERED IN THE CONSOLIDATED RESTATED FINANCIALS

There was no change in accounting policies, which needs to be adjusted in the Consolidated Restated Financial Statement, except accounting of gratuity which was accounted on cash basis in the FY 2022-23 and FY 2023-24, however during the restatement Company has accounted such retirement benefits on the basis of actuarial valuation certificate in accordance with AS 15 (Revised).

D. NOTES ON RESTATEMENTS MADE IN THE CONSOLIDATED RESTATED FINANCIALS

1. Regroupings/Reclassifications

The financial statements including other financial information have been prepared after making such regroupings and adjustments, considered appropriate to comply with the requirement of the Companies Act, 2013, schedule III and Accounting Standard wherever required. As result of these regroupings and adjustments, the amount reported in the financial statements/information may not necessarily be same as those appearing in the respective audited financial statements for the relevant years.

2. Employee benefits:

The Company has adopted the Accounting Standard 15 (revised 2005) on Employee Benefits as per an actuarial valuation carried out by an independent actuary. The disclosures as envisaged under the standard are given at **Note 10 to Annexure - AC**

3. Provisions, Contingent Liabilities and Contingent Assets (AS 29)

Contingent liabilities and commitments (to the extent not provided for) is disclosed in **Annexure AA** of the enclosed restated financial statements.

4. Related Party Disclosure (AS 18)

Related party transactions are reported as per AS-18 of Companies (Accounting Standards) Rules, 2021, as amended, in the **Annexure - X** of the enclosed restated financial statements.

5. Accounting For Taxes on Income (AS 22)

Deferred Tax liability/Asset in view of Accounting Standard - 22: "Accounting for Taxes on Income" as at the end of the year is reported as in **Annexure - C** of the enclosed restated financials statements.

6. Earnings Per Share (AS 20):

Earnings per Share have been calculated is already reported in the **Annexure - W** of the enclosed restated financial statements.

7. Contingencies and events occurring after the Balance Sheet Date (AS -4)

Events that occur between balance sheet date and date on which these are approved, might suggest the requirement for an adjustment(s) to the assets and the liabilities as at balance sheet date or might need disclosure. Adjustments are required to assets and liabilities for events which occur after balance sheet date which offer added information substantially affecting the determination of the amounts which relates to the conditions that existed at the balance sheet date.

8. Disclosure under Micro, Small and Medium Enterprises Development Act, 2006

Disclosure of the outstanding dues of Micro or Small-Scale Industrial Enterprise(s) as per The Micro, Small & Medium Enterprise Development Act-2006, the Company has disclosed in the **note no 22 of Annexure - AC** of the restated financial statements, the same as required by Schedule III to the Companies Act, 2013.

9. Contractual liabilities

All other material contractual liabilities connected with business operations of the Company have been appropriately provided for in the Restated financial statements.



Sgany

A

officer

gand

10. Segment Disclosure

During the period of Restatement, Company is engaged into Manufacturing and Trading to Biochemistry Regnant, Instruments and Consumables. Disclosure as per AS -17 is given below-

Particulars	As at December 31, 2025	As at March 31, 2025	As at March 31, 2024	(Amount in Rs. Lakhs) As at March 31, 2023
	Segment-wise Revenue			
Manufacturing	15,765.44	16,897.01	7,005.41	5,087.22
Trading	7,476.59	14,481.03	13,359.20	13,186.42
Total	23,242.03	31,378.04	20,364.61	18,273.63
Less: Inter-segment revenue (if any)	0	0	0	0
Net Sales or Income from Operation	23,242.03	31,378.04	20,364.61	18,273.63
Segment-wise Results				
Profit/Loss before interest and Tax				
Manufacturing	9,021.14	8,023.62	3,540.50	3,132.78
Trading	2,692.07	5,490.08	5,164.68	5,123.46
Total	11,713.21	13,513.70	8,705.18	8,256.24
Less: Interest	1,333.92	1,470.00	627.52	379.60
Less: Other Unallocable Expenses net of other Un-allocable Income	5,424.81	5,927.94	5,017.50	4,892.65
Total Profit Before Tax	4,954.48	6,115.76	3,060.16	2,983.99
Segment-wise Assets				
Manufacturing	26,647.94	17,589.38	9,313.79	3,414.33
Trading	8,867.60	8,063.19	7,436.99	5,701.81
Other Unallocable Assets	20,618.45	19,896.02	17,173.82	16,041.82
Total	56,133.99	45,548.59	33,924.60	25,157.96
Segment-wise Liabilities				
Manufacturing	2,466.89	2,854.23	1,914.41	526.61
Trading	2,484.39	2,708.26	4,009.35	3,444.01
Other Unallocable Liabilities	51,182.71	39,986.10	28,000.84	21,187.34
Total	56,133.99	45,548.59	33,924.60	25,157.96



[Signature]

[Signature]

[Signature]

7. Auditors Qualifications –

Details of Auditors qualifications and their impact on restated financial statement is given below.

a) Qualification which required adjustment in restated financial statements

Financial Year	Audit Qualifications	Remark
FY 2022-23	NIL	
FY 2023-24	NIL	
FY 2024-25	NIL	Not Applicable
For the period ended 31 st December, 2025	NIL	

b) Qualification which does not require adjustment in restated financial statements

Financial Year	Audit Qualifications	Remark
FY 2022-23	NIL	
FY 2023-24	NIL	
FY 2024-25	NIL	Not Applicable
For the period ended 31 st December, 2025	NIL	



Syng

[Signature]

[Signature]

[Signature]



ANNEXURE-V

MATERIAL ADJUSTMENTS [AS PER THE ICDR) REGULATION]

Appropriate adjustments have been made in the restated financial statements, whenever required, by reclassification of the corresponding items of assets, liabilities and cash flow statement, in order to ensure consistency and compliance with requirement of Company Act 2013, and Accounting Standards.

The Summary of results of restatements made in the audited financial statements of the Company for the respective years and their impact on the profit/(losses) of the Company is as under.

Statement of adjustments in the Consolidated Financial Statements

(Amount in Lakhs Rs.)

Statement of Reserves & Surplus

Particulars	31-Dec-25	31-Mar-25	31-Mar-24	31-Mar-23
Total Reserve & Surplus as per audited accounts but before adjustments for restated accounts: (a)	21,289.92	18,837.92	17,566.62	13,785.07
Add: Cumulative Adjustment made in Statement of Profit and Loss Account Adjustment with the Opening Reserves as on 01-04-2022	-	(449.89)	(1,341.87)	(923.14)
Adjustment with the Opening Reserves as on 01-04-2022	-	(474.51)	(474.51)	(474.51)
Adjustment of Tax, GST and others which in audited with Reserve & Surplus, now regrouped in respective head	-	294.39	294.39	191.60
Rectification of errors in consolidation of associates as of 31st March 2024	-	649.82	-	-
Wrong Derecognition of loss of Associates & Subsidiary in March 2024	-	(20.69)	(20.69)	-
Net Adjustment in Reserve & Surplus account (b)	-	(0.89)	(1,542.68)	(1,206.05)
Total Reserve & Surplus as per Restated Financial Statement: (a+b)	21,288.92	18,837.03	16,023.94	12,579.02



Statement of Profit and Loss after Tax

The reconciliation of Profit/(loss) after tax as per audited results and the Profit/(loss) after tax as per Restated accounts is presented below in Table-1. This summarizes the results of restatements made in the audited accounts for the respective years and its impact on the respective year profit & losses of the company.

Particulars	(Amount in Lakhs Rs.)			
	31-Dec-25	31-Mar-25	31-Mar-24	31-Mar-23
Net Profit/(loss) after Tax as per audited accounts but before adjustments for restated accounts:(a)	3,869.39	1,921.11	3,863.20	3,866.25
Less: Provision for Gratuity booked as per AS -15(Revised)	-	208.30	(23.66)	(12.90)
Short/(Excess) Provision for Deferred Tax Assets	-	(1.88)	(12.95)	12.40
(Short)/Excess Provision for Income Tax	-	(122.14)	78.85	46.64
(Short)/Excess Provision for Depreciation	-	(28.75)	31.79	(32.65)
Short/(Excess) Capitalization of Borrowing cost	-	-	89.20	72.13
(Short)/Excess Interest on TDS, Interest and Demand on GST, Penalty on Custom Duty routed through P&L instead of Reserve & Surplus account of current year	-	-	(43.48)	0.43
(Short)/Excess Penalty on Custom Duty routed through P&L instead of Reserve & Surplus account of current year	-	-	-	(0.07)
(Short)/Excess Adjustment of Foreign Exchange Gain/(loss) working	-	25.35	0.37	(125.42)
(Short)/Excess Adjustment of Accrued Interest on Term loans & Other loans	-	24.94	(12.37)	(6.24)
(Short)/Excess Adjustment of Provision of Doubtful Debts	-	239.92	(81.43)	(42.64)
(Short)/Excess Adjustment of Deferred Revenue Expenditure written off with opening reserve	-	1.79	-	-
Short/(Excess) Adjustment of Income booked on FDR as per bank Balances	-	(2.58)	10.74	(3.67)
Short/(Excess) Adjustment of consumable expenses related to R&D of last year booked in FY 2024-25	-	83.26	(83.26)	-
Short/(Excess) Adjustment of Service charges Income (AMC)	-	56.70	(15.29)	(35.37)
Short/(Excess) Capitalization of R&D Expenses	-	(379.20)	379.20	-



[Handwritten signature]



(Short)/Excess Adjustment of Provision of Non-Moving stock as estimated by management	-	60.94	(39.44)	(21.50)
(Short)/Excess Adjustment of Loss on Discard of FA which already write off in Restated in earlier period	-	0.79	-	-
(Short)/Excess Provision for Income Tax of earlier year- short provision	-	61.70	(61.70)	(59.31)
Short/(Excess) Adjustment of Prior period Expenses/Income	-	653.88	(598.96)	(62.82)
Income Tax of PSHPL Not Considered in Consolidated	-	-	(10.34)	(366.70)
(short)/Excess Adjustment of Loss from Q-line nutraceuticals in Consolidated Financials	-	8.95	(17.07)	-
(short)/Excess Adjustment of Loss from Q-line IRIS in Consolidated Financials	-	-	(0.17)	-
Reserve & Surplus of POCT Science House Pvt Ltd not considered in Consolidated financials	-	-	(8.76)	(18.83)
Net Adjustment in Profit and Loss Account (b)	-	891.98	(418.73)	(656.54)
Net Profit/(Loss) After Tax as per Restated Accounts:(a+b)	3,869.39	2,813.09	3,444.47	3,209.71



[Handwritten signature]

[Handwritten signature]



a) Adjustment of Gratuity Expenses

Company had accounted gratuity on cash basis of accounting, however during the FY 2022-23, FY 2023-24, Company has complied with the requirement of AS – 15 (Revised) "Employee Benefits" and accordingly booked Gratuity expenses recognized as per actuarial valuation report for respective periods.

b) Adjustment on account of Provision of Deferred Tax Assets:

Due to Provision for Gratuity (Employee benefits), Difference of WDV of Fixed Assets as per Companies Act, 2013 and Income Tax Act, 1961 and other disallowance of expenses under income tax during the period of restatement, The Company has recalculated deferred tax liability and deferred tax assets at the end of respective year ended. For more details refer table of Reconciliation of Statement of Profit and loss as above.

c) Provision of Income Tax (Current/Prior Period):

During the restatement, the Income tax provision was recalculated on restated Profit/(Loss) of respective year, accordingly the effect of revised income tax provision has been made in the Restated Statement of Profit and Loss account. Short/(Excess) provision has adjusted in respective year/period. For More details, refer Annexure Z enclosed with the Restated Financial Statement.

d) Accounting of Depreciation on Property, Plant and Equipment

During the restatement, Company has observed that there were arithmetical and classification wise, estimate of life of assets and wrong accounting of borrowing cost and wrong classification of assets which required changes in depreciation working. Therefore, during the restatement depreciation has been recalculated and necessary effect for the above errors which is resulted into change in depreciation value and carrying amount of Property, Plant and Equipment's and Intangible assets in restated financials.

e) Accounting of Foreign Exchange Gain/(Loss)

During the restatement company has observed that foreign exchange gain/(loss) on year end balances of Trade Payables balances and Advance to Suppliers closing balances not considered for calculation of exchange gain/(loss) were not considered during the respective year and accordingly during the restatement necessary effect has been given in Statement of profit and loss account and balances of supplier's ledger.

f) Accounting of Borrowing Cost

During the restatement, Company observed that Borrowing cost related to Building, Plant & Machinery not capitalized in FY 2022-23 and FY 2023-24. The company has recalculated borrowing cost and same has been capitalized in respective years.

g) Accounting of Interest Income on Fixed Deposits

During the restatement, Company observed that Interest booked on Fixed Deposits is short/excess in audited financial in previous years. Therefore, Fixed Deposits Interest and Closing balances matched with Fixed Deposit's Bank statement and accordingly effect given in restated financial.

h) Accounting of Interest Accrued but not due on Term Loans

During the restatement, Company has observed that, company has not accounted Interest accrued but not due on Term loans. Therefore, the same has been restated and necessary effects has been given in restated financials.

i) Accounting of Provision for Doubtful Debtors

During the restatement, Company has adopted a policy consistently over the period of restatement with regard to the provision for Bad and Doubtful Debtors. Accordingly, provision for Bad and Doubtful Debtors has been accounted in respective financial year and necessary effect given in restated financial.

j) Accounting of Consumables for Research and developments

During the restatement, Company has observed that in Audited Financial of FY 2023-24 company has not charged to statement of Profit and loss expenses pertaining to R&D, and the same has been transferred



Jyony

Officer

A

Plant

in FY 2024-25, therefore during the restatement, expenses pertaining to respective year has been restated necessary effect is given in restated financials.

k) Accounting of Service charges Income (AMC)

During the restatement, Company has observed that in Audited Financial of FY 2022-23 and FY 2023-24 company has not given effect of Service income received in advance for the respective year, therefore while doing restatement, time proportionate basis effect of Income received in advance for services income category has been given in Restated financials.



l) Restatement of prior period expenses

During the restatement, Company has observed that many expenses of varied nature, like Expenses paid through Credit card, Audit Fees, Courier Charges, Manpower services, Repair and maintenance expenses, Consumable expenses, Factory Expenses, Travelling Expenses, Incentive expenses, royalty expenses, Service Charges (AMC) subcontractors, etc has been considered as expenses in audited Financial of FY 2024-25, therefore while doing restatement, expenses has been considered in respective year to which they pertains to and accordingly necessary effects has been given in Restated financials.

m) Restatement of Audited Consolidated Financial Statement of Respective year

During the restatement, Company has observed that Consolidated financial statement of the Company was prepared not in accordance with AS -21, AS - 23 and accordingly necessary effect was taken in FY 2024-25 audited and accordingly necessary regrouping and adjustment were carried out in Audited Consolidated Financial Statement of the Company for the FY 2024-25 and previous year numbers were also recasted and regrouped to align with the Compliance requirement of respective accounting standards.

For R K Jagetiya & Co
Chartered Accountants
FRN 146264W

(CA Ravi K Jagetiya)

M. No. 134691

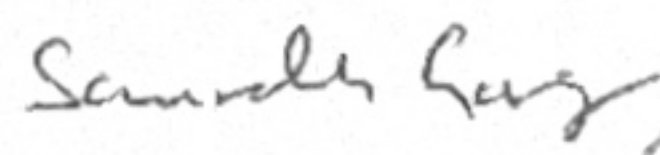
Proprietor


Date: 13th May, 2026

Place: Mumbai

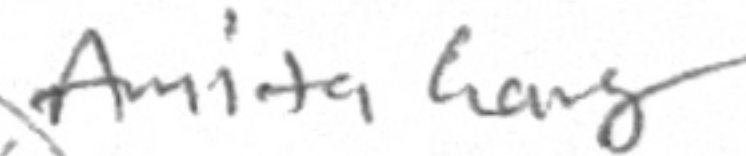
UDIN-2613469-1U0VEDN3318


FOR AND ON BEHALF OF THE BOARD
Q Line Biotech Limited


Saurabh Garg
MD & CHAIRMAN
DIN: 02891621


Akhand Pratap Singh
(CS)
Membership No.-A54065

Place : Lucknow
Date: 13th May, 2026


Amita Garg
WTD
DIN: 02891610


Meenal Gupta
(CFO)
PAN -: ABHPG6642E

RESTATED CONSOLIDATED STATEMENT OF SHARE CAPITAL, RESERVES AND SURPLUS

ANNEKURE - A

(Amnt. in Rs. Lakhs, Except Share Data)

Particulars	31-12-2025	31-03-2025	31-03-2024	31-03-2023
Share Capital				
Authorised Share Capital				
No of Equity shares of face value of Rs 10/- each	2,50,00,000	40,00,000	40,00,000	40,00,000
Equity Share Capital of face value of Rs 10/- each	2,500.00	400.00	400.00	400.00
Issued, Subscribed and Paid up Share Capital				
No of Equity Shares of face value of Rs. 10/- each, fully paid up	1,62,74,999	15,75,000	15,75,000	15,75,000
Equity Share Capital of Face value of Rs 10/- each	1,627.50	157.50	157.50	157.50
Total	1,627.50	157.50	157.50	157.50
Reserves and Surplus				
(A) Surplus in Profit and Loss account				
Opening Balance as on period/year ended	18,706.08	15,893.80	12,448.97	9,239.26
Profit for the Year	3,869.94	3,813.69	3,444.91	3,209.71
Less: Issue of Bonus Shares	1,287.45	-	(0.00)	(0.00)
Closing Balance as on period/year ended	21,288.57	19,706.99	15,893.89	12,448.97
(B) Securities Premium				
Balance as per last financial statement	130.05	130.05	130.05	130.05
Less: Issue of Bonus Shares	130.05	-	-	-
Closing Balance	-	130.05	130.05	130.05
Total Reserve & Surplus (A+B)	21,288.57	19,837.03	16,023.94	12,579.02

1. Terms/Right attached to equity shares:

(i) The company has only one class of equity shares having a par value of 10 per share. Each holder of equity shares is entitled to one vote per share.

(ii) In the event of liquidation of the company, the holders of equity shares will be entitled to receive remaining assets of the company, after distribution of all preferential amounts. The distribution will be in proportion to the number of equity shares held by the shareholders.

2. The figures disclosed above are based on the restated summary statement of assets and liabilities of the Company.

3. Company does not have any Revaluation Reserve.

4. There are no calls unpaid by the Directors or officers of the Company.

5. The company issued 1,41,35,609 Equity shares as Bonus in the approval of the Extra Ordinary General Meeting held on 28th August 2025 to existing shareholders in the ratio of 9:1.

6. Aggregate number of shares issued for consideration other than cash and shares bought back during the period of five years immediately preceding the year end

i) Shares allotted as fully paid pursuant to contract(s) without payment being received in cash during the financial year 2020-21 to 2024-25:-NIL.

ii) Shares issued in aggregate number and class of shares allotted by way of bonus shares during the financial year 2020-21 to 2024-25:-NIL.

iii) Shares bought back during the financial year 2020-21 to 2024-25:-NIL.

iv) Shares issued under employee stock option plan (ESOP) during the financial year 2020-21 to 2024-25:-NIL.

v) Shares reserved for issue under options:- NIL.

7. No Shares in respect of each class in the company held by its holding company or its ultimate holding company including shares held by or by subsidiaries or associates of the holding company or the ultimate holding company in aggregate.

8. The Authorised Share Capital of the Company was increased from 400 Lakhs divided into 40,00,000 no. of equity shares of ₹ 10 each to ₹ 2500 Lakhs divided into 250,00,000 no. of equity shares of ₹ 10 each, pursuant to the approval of the Extra Ordinary General meeting held on 01st August, 2025.

9. Shares reserved for issue under options and contracts/commitments for the sale of shares/disinvestment, including the terms and amounts:- No shares are reserved for issue under options and contracts/commitments for the sale of shares/disinvestment, including the terms and amounts.

10. The reconciliation of the number of Equity shares outstanding is as at:-

Particulars	31-12-2025	31-03-2025	31-03-2024	31-03-2023
Number of shares (Face value Rs 10) at the beginning Period/year	15,75,000	15,75,000	15,75,000	15,75,000
Add: Right Issue of Equity Shares (Face value Rs 10)	3,24,999	-	-	-
Add: Bonus Issue of Equity Shares (Face value Rs 10)	1,41,75,000	-	-	-
Less: Buy Back of Equity shares (Face value Rs 10)	-	-	-	-
Number of shares (Face value Rs 10) at the end of Period/year	1,62,74,999	15,75,000	15,75,000	15,75,000

11. The detail of shareholders holding more than 5% of Total Equity Shares:-

Name of Shareholders	31-12-2025	31-03-2025	31-03-2024	31-03-2023
Saurabh Garg	1,61,01,000	16,20,000	10,30,000	14,62,500
Anita Garg	39,37,499	4,72,500	4,72,500	30,000

12. Shares held by promoters at the end of the respective year is as under

12a) Shares held by promoters at the year ended 31st December, 2025

Promoter Name	No. of Shares (Face Value Rs. 10/- each)	% of total shares	% Change during the year
Saurabh Garg	1,61,01,000	62.62%	-7.14%
Anita Garg	39,37,499	24.12%	-5.83%
Ashay Agarwal	7,56,510	4.65%	4.65%
Ajay Kumar Mahantony	7,50,000	4.61%	-0.19%
Total	1,56,34,499	76.66%	

12b) Shares held by promoters at the year ended 31st March, 2025

Promoter Name	No. of Shares (Face Value Rs. 10/- each)	% of total shares	% Change during the year
Saurabh Garg	16,20,000	64.76%	-
Anita Garg	4,72,500	30.00%	-
Poojilata Garg	7,500	0.48%	-
Ajay Kumar Mahantony	75,000	4.76%	-
Total	15,75,000	100.00%	

12c) Shares held by promoters at the year ended 31st March, 2024

Promoter Name	No. of Shares (Face Value Rs. 10/- each)	% of total shares	% Change during the year
Saurabh Garg	10,30,000	64.76%	-28.10%
Anita Garg	4,72,500	30.00%	28.10%
Poojilata Garg	7,500	0.48%	0.00%
Ajay Kumar Mahantony	75,000	4.76%	0.00%
Total	15,75,000	100.00%	

12d) Shares held by promoters at the end of the year 31st March 2023

Promoter Name	No. of Shares (Face Value Rs. 10/- each)	% of total shares	% Change during the year
Saurabh Garg	14,62,500	92.89%	0.00%
Anita Garg	30,000	1.90%	0.00%
Poojilata Garg	7,500	0.48%	0.00%
Ajay Kumar Mahantony	75,000	4.75%	0.00%
Total	15,75,000	100.00%	

13. The above statement should be read with the significant accounting policies and notes to restated statements of assets and liabilities, Statement of profits and losses and Statement of cash flows appearing in Annexure IV, V, I, II and III.



Handwritten signatures and initials are present at the bottom of the page, including a signature that appears to be 'Ajay' and another that appears to be 'Ajay'.

RESTATED CONSOLIDATED STATEMENT OF LONG TERM AND SHORT TERM BORROWINGS

ANNEXURE - B

(Amount in Rs. Lakhs)

Particulars	31-12-2025	31-03-2025	As at 31-03-2024	31-03-2023
A) Long Term Borrowings(Secured)				
(a) Term loans				
From Bank & Financial Institutions	9,338.94	8,219.46	3,228.85	1,039.49
Sub-total (a)	9,338.94	8,219.46	3,228.85	1,039.49
(Unsecured)				
(b) Term loans				
From Banks & Financial Institutions	-	2.72	171.14	281.90
Sub-total (b)	-	2.72	171.14	281.90
(c) Loans and advances from related parties & shareholders (Unsecured)				
From Directors	104.61	-	90.30	90.30
From Relatives of Director	19.00	19.00	19.00	19.00
Sub-total (c)	123.61	19.00	109.30	109.30
(d) Loans and advances from others (Unsecured)				
From Others	-	-	-	-
Sub-total (d)	-	-	-	-
Total (a+b+c+d)	9,462.55	8,241.18	3,509.30	1,430.69
B) Short Term Borrowings				
a) Secured				
Loan Repayable on Demand				
From Banks	11,006.68	4,896.49	5,040.19	5,416.99
Sub total	11,006.68	4,896.49	5,040.19	5,416.99
b) UnSecured				
From Directors	4.91	649.60	-	-
Sub Total (b)	4.91	649.60	-	-
c) Current Maturities of Long Term Debt	3,911.33	2,707.72	1,141.51	517.16
Sub Total (C)	3,911.33	2,707.72	1,141.51	517.16
Total (A+B+C)	14,922.92	8,253.80	6,181.70	5,934.15

Note:

- The above statement should be read with the significant accounting policies and notes to restated statements of assets and liabilities, Statement of profits and losses and Statement of cash flows appearing in Annexures IV, V, I, II and III.
- The terms and conditions and other information in respect of Secured Loans are given in Annexure -B (A)
- The terms and conditions and other information in respect of Unsecured Loans are given in Annexure - B (B)
- The Company has not been declared willful defaulter by any Banks or any other Financial Institution at any time during the period of restatement.
- The Company has not taken any loan from financial institution or banks for any specified purpose for which it is not utilized.
- The Company does not have any continuing default in the repayment of loans and interest at any time during the period of restatement.
- The Company has borrowed the funds from Banks / Financial Institutions on the basis of security of current assets. The Company has submitted the statement of stock and books debts which are in agreement with books of account, in below attached table.
- Difference in disclosure with regard to stock and book debt statement/Quarterly Returns submitted to working capital lender and their comparison with books of accounts along with management remark for variation is mentioned below.



Signature

Signature

Signature

Signature

Reconciliation of Stock statement/Returns submitted to Bank: V/A Books
For the period ended 31st December, 2025-

Month	Particulars	Stock Return	Books	Difference	Reason for Material Differences
Jun-23	Inventory	6,999.96	9,617.45	2,618.49	Based on the information and explanation provided to us by the management, below are the main reasons for material differences in Stock, Debtors and creditors as per Book Returns submitted based on provisional accounts and Audited Books of accounts.
	Sundry Debtors - Total	9,669.87	8,725.70	-944.18	
	Sundry Debtors & Advance to Suppliers upto Permissible Limits	-	-	-	
	Sundry Creditors	4,432.05	2,931.04	-1,501.01	1. Delay in receipt of suppliers invoices leading to variation in outstanding balance of Sundry Creditors and advances to suppliers.
Sep-23	Inventory	8,748.73	9,978.02	1,229.28	2. Difference in stock due submission of stock statement based on known location only and it does not include the other location inventory. Further some of the material inward and outward entered in tally after return submitted to bank.
	Sundry Debtors - Total	6,419.29	10,251.37	3,834.08	
	Sundry Debtors & Advance to Suppliers upto Permissible Limits	-	-	-	
	Sundry Creditors	2,559.00	3,199.19	640.19	3. Difference in Debtors balance is due to some receipt under reconciliation at the time of return submitted to bank and debtors of known location only submitted to bank.
Dec-23	Inventory	9,165.13	10,112.18	947.05	4. During the finalisation of Books regrouping were done as per the Schedule III of Company Act, 2013.
	Sundry Debtors - Total	16,752.11	15,494.53	-2,719.82	
	Sundry Debtors & Advance to Suppliers upto Permissible Limits	-	-	-	
	Sundry Creditors	3,765.75	4,944.10	1,278.34	

(A)

For Year Ended 31st March, 2025-

Month	Particulars	Stock Return	Books	Difference	Reason for Material Differences
Jun-24	Inventory	9,819.83	10,525.91	695.06	Based on the information and explanation provided to us by the management, below are the main reasons for material differences in Stock, Debtors and creditors as per Book Returns submitted based on provisional accounts and Audited Books of accounts.
	Sundry Debtors - Total	4,239.32	4,129.28	-89.96	
	Sundry Debtors & Advance to Suppliers upto Permissible Limits	-	-	-	
	Sundry Creditors	1,361.39	2,881.87	1,520.48	1. Delay in receipt of suppliers invoices leading to variation in outstanding balance of Sundry Creditors and advances to suppliers.
Sep-24	Inventory	9,875.68	11,020.13	1,144.10	2. Difference in stock due submission of stock statement based on known location only and it does not include the other location inventory. Further some of the material inward and outward entered in tally after return submitted to bank.
	Sundry Debtors - Total	3,323.46	3,840.17	516.78	
	Sundry Debtors & Advance to Suppliers upto Permissible Limits	-	-	-	
	Sundry Creditors	3,553.10	1,483.16	-2,070.94	3. Difference in Debtors balance is due to some receipt under reconciliation at the time of return submitted to bank and debtors of known location only submitted to bank.
Dec-24	Inventory	9,830.91	10,128.44	177.53	4. During the finalisation of Books regrouping were done as per the Schedule III of Company Act, 2013.
	Sundry Debtors - Total	6,262.58	6,082.36	-180.02	
	Sundry Debtors & Advance to Suppliers upto Permissible Limits	-	-	-	
	Sundry Creditors	2,195.37	1,772.13	-423.25	
Mar-25	Inventory	8,087.04	9,021.03	933.96	
	Sundry Debtors - Total	10,444.39	8,777.64	-2,166.75	
	Sundry Debtors & Advance to Suppliers upto Permissible Limits	-	-	-	
	Sundry Creditors	4,072.27	5,562.99	1,490.72	

(B)

For Year Ended 31st March, 2024-

Month	Particulars	Stock Return	Books	Difference	Reason for Material Differences
Jun-23	Inventory	4,710.35	5,698.36	957.98	Based on the information and explanation provided to us by the management, below are the main reasons for material differences in Stock, Debtors and creditors as per Book Returns submitted based on provisional accounts and Audited Books of accounts.
	Sundry Debtors - Total	4,993.64	4,986.99	-6.65	
	Sundry Debtors & Advance to Suppliers upto Permissible Limits	-	-	-	
	Sundry Creditors	2,114.19	2,323.23	189.04	1. Delay in receipt of suppliers invoices leading to variation in outstanding balance of Sundry Creditors and advances to suppliers.
Sep-23	Inventory	6,039.13	7,050.64	1,011.51	2. Difference in stock due submission of stock statement based on known location only and it does not include the other location inventory. Further some of the material inward and outward entered in tally after return submitted to bank.
	Sundry Debtors - Total	4,255.81	4,416.41	160.60	
	Sundry Debtors & Advance to Suppliers upto Permissible Limits	-	-	-	
	Sundry Creditors	3,923.98	3,017.19	-94.11	3. Difference in Debtors balance is due to some receipt under reconciliation at the time of return submitted to bank and debtors of known location only submitted to bank.
Dec-23	Inventory	10,239.52	8,354.40	-1,885.12	4. During the finalisation of Books regrouping were done as per the Schedule III of Company Act, 2013.
	Sundry Debtors - Total	4,731.43	4,296.95	-434.48	
	Sundry Debtors & Advance to Suppliers upto Permissible Limits	-	-	-	
	Sundry Creditors	3,471.21	3,048.98	-422.23	
Mar-24	Inventory	10,269.70	11,150.05	880.75	
	Sundry Debtors - Total	2,829.00	2,248.29	-555.70	
	Sundry Debtors & Advance to Suppliers upto Permissible Limits	-	-	-	
	Sundry Creditors	4,189.39	3,253.26	-1,053.87	

Agony



Handwritten initials/signature



For Year Ended 31st March, 2022-

Month	Particulars	Stock Returns	Books	Difference	Reason for Material Differences
Jun-22	Inventory	3,925.74	4,119.77	997.98	Based on the information and explanation provided to us by the management, below are the main reasons for material differences in Stock, Debtors and creditors as per Book Returns submitted based on provisional accounts, and Audited Books of accounts.
	Sundry Debtors - Total	4,857.09	4,877.35	-65	
	Sundry Debtors & Advance to Suppliers upto Permissible Limits	-	-	-	
	Sundry Creditors	1,503.54	3,055.08	1,892.94	
Aug-22	Inventory	3,509.15	4,132.85	1,011.31	1. Delay in receipt of suppliers invoice leading to variation in outstanding balance of Sundry Creditors and advance to suppliers.
	Sundry Debtors - Total	6,544.32	6,664.73	120.60	
	Sundry Debtors & Advance to Suppliers upto Permissible Limits	-	-	-	
	Sundry Creditors	2,679.70	2,472.34	84.11	2. Difference in stock due to omission of stock statement based on Lucknow location only and it does not include the other location inventory. Further some of the material inward and outward entered in July after return submitted to bank.
Dec-22	Inventory	3,846.28	4,251.28	1,500.90	
	Sundry Debtors - Total	5,249.64	5,238.25	-134.48	3. Difference in Debtors balance is due to some receipt under reconciliation at the time of return submitted to bank and debit of business location only submitted to bank.
	Sundry Debtors & Advance to Suppliers upto Permissible Limits	-	-	-	
	Sundry Creditors	2,251.71	2,178.85	-62.33	
Mar-23	Inventory	3,688.49	2,998.99	380.75	4. During the finalisation of Books appropriate work done as per the Schedule III of Company Act 2013.
	Sundry Debtors - Total	3,444.47	3,115.79	-585.70	
	Sundry Debtors & Advance to Suppliers upto Permissible Limits	-	-	-	
	Sundry Creditors	1,969.75	3,386.74	1,059.87	

Sgny

[Signature]



[Signature]

[Signature]



**ANNEXURE - B(A)
RESTATEDED CONSOLIDATED STATEMENT OF PRINCIPAL TERMS OF SECURED TERMS LOANS AND ASSETS CHARGED AS SECURITY**

Name of Lender	Types of Credit Facility	Purpose of Credit Facility	Sanctioned Amount (Lakhs)	Rate of Interest	Prime Securities offered	Re-Payment Schedule		Mortgages (In Months)	Outstanding amount as on (Rs. Lakhs)			
						No of EMI (No of Months)	EMI Amount (Rs. In Lakhs)		EMI Start and ending Date	31-12-2025	31-03-2024	31-03-2023
Long Term borrowing -												
HDFC Bank	WC Term loan-GECL	Working Capital Finance	225.94	9.25%	Mortgaged in point no.2	48.00	7.11	07th July, 2020 to 7th July, 2024	-	2,103	109.95	
HDFC Bank	Vehicle Loan	For Purchase of Vehicle	20.89	9.55%	Hypothecation of Agri-vehicle	60.00	0.43	07th May 2018 to 7th April, 2024	-	0.44	5.40	
HDFC Bank	WC Term loan	Project Loan	84.51	8.30%	Mortgaged in point no.2	36.00	3.00	07th December, 2021 to November 2024	-	20.63	49.52	
HDFC Bank	Term loan	Project Loan	6,235.00	7.95%	Mortgaged in point no.2	64.00	36.13	07th November, 2022 to ending on 07th February 2024	1,208.92	3,986.12	3,979.97	
HDFC Bank	Vehicle Loan	For Purchase of Vehicle	4.90	7.65%	RENAULT KWID 1.0 RXT O P.M.T	48.00	0.12	05th December, 2021 to November 2025	0.92	2.22	1.43	
HDFC Bank	Vehicle Loan	For Purchase of Vehicle	4.90	7.65%	RWD RXT SCE AMT MT OPTIONA	48.00	0.12	05th December, 2021 to ending on 05th November 2025	0.92	2.22	3.43	
HDFC Bank	Business Loan	Working Capital Finance	355.00	13.00%	Mortgaged in point no.1	48.00	9.48	07th March 2023 to 07th February 2024	-	349.59	-	
HDFC Bank	Vehicle Loan	For Purchase of Vehicle	20.29	8.75%	Agri- Vehicle	60.00	0.42	07th April 2023 to 6th March 2024	10.23	13.22	20.29	
HDFC Bank	Vehicle Loan	For Purchase of Vehicle	16.12	9.10%	Agri- Vehicle	60.00	0.34	07th January 2024 to 7th December 2024	10.53	13.75	13.48	
HDFC Bank	Vehicle Loan	For Purchase of Vehicle	32.37	7.90%	Agri- INNOVA CRISTA 2.4ZX	70.00	0.54	05th September, 2022 to ending on 05th November 2025	-	7.35	27.15	
HDFC Bank	Business Loan	Working Capital Finance	191.00	13.50%	As mentioned in point no.2	48.00	3.23	06th December, 2022 to 6th November 2024	-	-	187.57	
HDFC Bank	Business Loan	Working Capital Finance	1,630.00	11.00%	As mentioned in point no.2 and Collateral secured against Fixed Deposits	48.00	42.13	04th October 2023 to 6th September 2023	1,547.69	-	-	
Oxyzo Financial Services	Business Loan	Working Capital Finance	673.00	11.95%	Loan Against Property - Rater point no.1	48.00	17.76	5th May 2024 to 5th April 2028	474.83	570.34	588.95	
HDFC Bank	Business Loan	Working Capital Finance	1,530.00	11.00%	As mentioned in point no.2	48.00	40.06	05th February 2025 to 04th January 2029	-	1,498.96	-	
HDFC Bank	WC Term loan GECL	Working Capital Finance	327.28	9.35%	As mentioned in point no.2	60.00	10.29	07th April, 2022 to 07th April, 2027	150.88	239.97	327.28	
Tata Capital Limited	Working Capital Finance	CAPEX/Reinvestment of CAPEX	800.00	11.25%	As mentioned in point no.3	60.00	17.49	13th August, 2024 to 13th July, 2029	617.54	717.98	-	
Vysir Capital Limited	Working Capital Loan	Working Capital requirement and repayment of existing debts excluding promissory debts	3,050.00	12.50%	Secured against mortgaged properties, Chattel mortgaged	50.00	5.56	5th October 2023 to 29th August 2030	4,626.85	3,860.00	-	
Bank of Baroda	Working Capital Term Loan	Working Capital Requirement	2,000.00	6.90% (Repo rate + 5.75% margin) + 6.5% p.a.	For Term charge equally on entire current assets and FDR in the name of the company	34.00	33.00	Dec 2025 to Dec 2030	1,966.67	-	-	
OXYZO FINANCIAL SERVICES PVT. LTD.	Business Loan	Working Capital Requirement	25.00	11.05% (OBLER + 2.05% discount)	Mortgage against property - mortgaged point no.1	48.00	0.66	05th July, 2024 to 05th June, 2028	16.81	20.96	-	
OXYZO FINANCIAL SERVICES PVT. LTD.	Business Loan	Working Capital Requirement	400.00	14.5% (OBLER + 8.00% discount - 5.70%)	Agri- Fixed Deposit-200	34.00	19.30	05th May 2023 to 05th April 2025	668.41	4,299.15	1,317.71	
OXYZO FINANCIAL SERVICES PVT. LTD.	Business Loan	Working Capital Requirement	700.00	17% (14.80% OBLER + 2.20% discount)	Agri- Fixed Deposit- 200	36.00	38.49	05th November 2023 to 05th September 2028	13,239.36	10,437.34	4,299.15	

Total Long Term Borrowing including current Maturities of Long Term Borrowing (A)



RESTATED CONSOLIDATED STATEMENT OF TERMS & CONDITIONS OF UNSECURED LOANS

A) Details of Unsecured Loans outstanding as at the end of the latest Reporting period from Directors/Promoters/Promoter Group /Associates/Relatives of Directors/Group Companies/other entities. Unsecured Loans from Promoters/Directors are interest free and all are taken without any preconditions attached towards repayments.

Name of Lender	Purpose of Credit facility	Types of Credit facility	Sanctioned Amount	Rate of interest	No of EMI (No of Months)	Re- Payment Schedule (Rs. In Lakhs)	EMI Start and ending Date	Month/term	Outstanding amount as at (Amount in Rs. Lakhs)
From Banks:-									
ICICI Bank	Personal Loan	Working Capital Finance	100.00	15.50%	36.00	3.56	05th February 2023 to 05th January 2026		31-03-2025 32.64
AXIS BANK LTD LOAN	Business Loan	Working Capital Finance	30.00	8.45% - Spread 7.55%	18.00	3.14	2nd December 2022 to 20th May 2024		31-03-2024 66.65
Indiabank Bank	Business Loan	For New Factory setup	48.00	17.50%	36.00	1.77	04th January 2021 to 04th February 2024	6.00	31-03-2025 6.00
KOTAK MAHINDRA BANK LIMITED	Working Capital Finance	Business Loan	100.00	14.00%	24.00	4.85	01st January 2023 to 01st December 2024		31-12-2025 3.85
From Financial Institutions:-									
ADITYA BIRLA FINANCE LTD	Business Loan	Working Capital Finance	43.00	15.50%	36.00	1.50	5th Jan 2023 to 5th December 2025		31-03-2025 12.68
ADITYA BIRLA FINANCE LIMITED	Business Loan	Working Capital Finance	45.00	19.00%	36.00	1.65	06th September 2018 to 06th August 2023	36.00	31-03-2025 16.85
FEDBANK FINANCIAL SERVICES LTD	Business Loan	Working Capital Finance	30.22	16.00%	37.00	1.06	2nd December 2022 to 2nd December 2025		31-03-2025 19.35
FULLERTON INDIA LOAN	Business Loan	Working Capital Finance	24.53	16.50%	37.00	0.87	05th November 2017 to 05th November 2020		31-03-2025 10.93
HERO FINCORP LTD	Business Loan	Working Capital Finance	40.40	16.00%	36.00	1.42	07th January 2023 to 3rd December 2023		31-03-2025 37.72
KISETSU SAISON FINANCE INDIA PVT.	Business Loan	Working Capital Finance	35.70	16.50%	36.00	1.26	02nd January 2023 to 2nd December 2023		31-03-2025 33.35
MAGMA FINCORP LTD	SME loan	Working Capital Finance	20.24	19.75%	36.00	0.75	05th February 2021 to 03rd January 2024		31-03-2025 6.86
MAHINDRA & MAHINDRA FINANCIALS	Business Loan	Working Capital Finance	25.41	19.00%	36.00	0.94	10th July 2023 to 10th June 2026		31-03-2025 20.45
MONETWISE FINANCIAL SERVICES PV	Business Loan	Working Capital Finance	60.72	17.50%	36.00	2.18	05th February 2023 to 05th January 2026		31-03-2025 58.11
TATA Capital Finance Service Ltd	Business Loan	Working Capital Finance	30.00	15.00%	36.00	1.73	03rd January 2023 to 05th December 2025		31-03-2025 46.63
Total Unsecured loan from Banks and Financial Institutions (A)						10.92			302.35
From Directors									
SAURABH GARG	Business Loan in Company	Business Loan in Company	100.00	NIL			Repayable on Demand	XA	31-03-2025 44.92
SAURABH GARG	Business Loan in Subsidiary	Business Loan in Subsidiary	1,000.00	9%			Long Term in nature	XA	31-03-2025 645.00
AMITA GARG	Business Loan in Company	Business Loan in Company	100.00	NIL			Repayable on Demand	XA	31-03-2025 44.41
AMITA GARG	Business Loan in Subsidiary	Business Loan in Subsidiary	100.00	9%			Repayable on Demand		31-03-2025 4.60
From Relative of Directors									
PUSHPLATA GARG	Business Loan in Company	Business Loan in Company	100.00	NIL			Long Term in nature	XA	31-03-2025 0.98
ABRAJ ACHARWAL	Business Loan in Company	Business Loan in Company	100.00	NIL			Long Term in nature	XA	31-03-2025 19.00
Total Unsecured loan from Directors & Relative of Directors (B)									31-03-2025 109.20
Total Unsecured loan (A+B)									411.56



Handwritten signature



Handwritten signature

Handwritten signature

RESTATED CONSOLIDATED STATEMENT OF DEFERRED TAX (ASSETS) / LIABILITIES

(Amount in Rs. Lakhs)

Particulars	As at			
	31-12-2025	31-03-2025	31-03-2024	31-03-2023
Major Components of deferred tax arising on account of timing differences are:				
Timing Difference Due to Depreciation	(157.96)	(5.31)	(258.57)	(62.12)
Deferred Tax Assets/(Liabilities) (A)	(39.75)	(1.34)	(65.08)	(15.63)
Provision of Gratuity as at the year end	322.05	292.90	208.30	184.64
Timing Difference Due to Gratuity Expenses	322.05	292.90	208.30	184.64
Deferred Tax Assets/(Liabilities) (B)	81.05	73.72	52.42	46.47
Provision of Doubtful Debts as at the year end	27.35	16.78	239.92	158.49
Timing Difference Due to Provision of Doubtful Debts	27.35	16.78	239.92	158.49
Deferred Tax Assets/(Liabilities) (C)	6.88	4.22	60.38	39.89
Provision of MSME Disallowances u/s43B(h)	40.82	49.32	-	-
Timing Difference Due to Provision of MSME Disallowances	40.82	49.32	-	-
Deferred Tax Assets/(Liabilities) (D)	10.27	12.41	-	-
Provision of Unabsorbed losses of Subsidiaries	105.19	36.04	39.92	-
Timing Difference Due to Provision of Unabsorbed losses of subsidiaries	105.19	36.04	39.92	-
Deferred Tax Assets/(Liabilities) (E)	26.48	9.07	10.05	-
Cumulative Balance of Deferred Tax Assets/(Liability) (Net) (A+B+C+D+E)	84.93	98.09	57.78	70.72

Note: The above statement should be read with the significant accounting policies and notes to restated statements of assets and liabilities, Statement of profits and losses and Statement of cash flows appearing in Annexures IV, V, I, II and III.

Syery



▲

gcent



RESTATED CONSOLIDATED STATEMENT OF OTHER LONG TERM LIABILITY

(Amount in Rs. Lakhs)

Particulars	As at			
	31-12-2025	31-03-2025	31-03-2024	31-03-2023
Security Deposits received	18.40	18.40	18.40	10.00
Creditors for Capital goods	258.60	118.35	1.89	-
Total	277.00	136.75	20.29	10.00

Note: 1. The above statement should be read with the significant accounting policies and notes to restated statements of assets and liabilities, Statement of profits and losses and Statement of cash flows appearing in Annexures IV, V, I, II and III.

Syng

Shy

SA

Shy



RESTATED CONSOLIDATED STATEMENT OF LONG TERM PROVISIONS

(Amount in Rs. Lakhs)

Particulars	As at			
	31-12-2025	31-03-2025	31-03-2024	31-03-2023
Provision for Employee Benefits				
Provision for Gratuity	286.39	261.82	185.83	165.81
Total	286.39	261.82	185.83	165.81

Note: 1. The above statement should be read with the significant accounting policies and notes to restated statements of assets and liabilities, Statement of profits and losses and Statement of cash flows appearing in Annexures IV, V, I, II and III.

Syng



ed *quf*



RESTATED CONSOLIDATED STATEMENT OF TRADE PAYABLES

(Rs. in Lakhs)

Particulars	As at		
	31-12-2025	31-03-2025	31-03-2024
Trade Payables			
For Goods & Services			
Dues of micro enterprises small enterprises	170.20	214.32	168.75
Others	4,781.07	5,348.17	5,755.01
Unbilled Trade Payables			
Total	4,951.27	5,562.49	5,923.76

Notes:

- The above statement should be read with the significant accounting policies and notes to restated statements of assets and liabilities, Statement of profits and losses and Statement of cash flows appearing in Annexures IV, V, I, II and III.
- Amount due to entities covered under Micro, Small and Medium Enterprises as defined in the Micro, Small, Medium Enterprises Development Act, 2006, have been identified on the basis of information available with the Company.
- There are no Secured Trade Payables & Disputed Trade Payables for the period mentioned below.
- Ageing of the Supplier, alongwith any amount involved in disputes as required by Schedule III of Companies Act, 2013 is disclosed below after it becomes due for payment. In case of no credit terms defined the break-up of age-wise supplier balance is given below after considering from the date of accounting.

Trade Payables ageing schedule: As at 31st December 2025

Particulars	Unbilled	Not due	Outstanding for following periods from due date of payment			Total
			Less than 1 year	1-2 years	2-3 years	
(i) MSME			158.03	2.55	6.67	170.20
(ii) Others		3,611.38	1,051.64	65.06	7.29	4,781.07
(iii) Disputed dues- MSME						
(iv) Disputed dues - Others						

Trade Payables ageing schedule: As at 31st March 2025

Particulars	Unbilled	Not due	Outstanding for following periods from due date of payment			Total
			Less than 1 year	1-2 years	2-3 years	
(i) MSME			199.34	2.64	9.21	214.32
(ii) Others		4,551.98	726.61	13.85	2.37	5,348.17
(iii) Disputed dues- MSME						
(iv) Disputed dues - Others						

Trade Payables ageing schedule: As at 31st March 2024

Particulars	Unbilled	Not due	Outstanding for following periods from due date of payment			Total
			Less than 1 year	1-2 years	2-3 years	
(i) MSME			143.43	9.23	3.62	168.75
(ii) Others		3,094.32	1,929.99	125.79	75.89	5,755.01
(iii) Disputed dues- MSME						
(iv) Disputed dues - Others						

Trade Payables ageing schedule: As at 31st March, 2023

Particulars	Unbilled	Not due	Outstanding for following periods from due date of payment			Total
			Less than 1 year	1-2 years	2-3 years	
(i) MSME			13.04	3.91	10.60	28.07
(ii) Others		2,445.49	603.99	327.07	377.93	3,942.55
(iii) Disputed dues- MSME						
(iv) Disputed dues - Others						



[Signature]

[Signature]

[Signature]

[Signature]

ANNEXURE - F

RESTATED CONSOLIDATED STATEMENT OF OTHER CURRENT LIABILITIES AND SHORT TERM PROVISIONS

(Amount in Rs. Lakhs)

Particulars	As at			
	31-12-2025	31-03-2025	31-03-2024	31-03-2023
Other Current Liabilities				
Interest Accrued but not due	86.60	70.69	24.94	12.57
Advances received against sale of Land	404.00	300.00	-	-
Current Maturities of finance lease obligations	-	134.48	-	-
Statutory Payables	185.28	386.71	90.75	92.79
Advances Received from Customers *	32.33	66.12	635.99	48.46
Creditors for Expenses Payable	1,396.74	947.86	30.58	157.03
Provision for expenses	20.27	297.82	625.16	112.40
Income Received in Advance	79.36	69.75	67.16	50.31
Director Remuneration Payable	115.79	13.63	12.49	21.99
Salary Payable to Staff	262.23	211.30	177.20	117.13
Total	2,582.60	2,498.35	1,664.27	612.69
Short Term Provisions				
Provision for Gratuity Expenses	35.65	31.08	22.47	18.83
Provision for Income Tax Net of Advances, TDS, TCS				
(A) Provision of Income Tax	1,266.71	1,886.03	839.72	861.51
(B) Advance Tax	500.00	400.00	550.00	500.00
(C) TDS/TCS collected	55.94	73.80	54.18	82.87
(D) IT refundable due of Previous year	51.99	-	-	-
Provision for Income Tax Net of Advances, TDS, TCS (A-B-C-D)	658.77	1,412.23	235.54	278.64
(B) Interest u/s 234 B/C of Income Tax	40.40	156.36	-	-
Total Short Term provision	734.83	1,599.67	258.01	297.48

*Includes advances received from Related parties

Notes:

1. The above statement should be read with the significant accounting policies and notes to restated statements of assets and liabilities, Statement of profits and losses and Statement of cash flows appearing in Annexures IV, V, I, II and III.

Syany



AS *AS*



FY 2022-23

Name of Assets	Gross Block				Accumulated Depreciation				Net Block		
	As on	Addition	Deduction	As on	As on	for the	Deduction	As on	As on	As on	
	01-04-2022	During the year	During the year	31-03-2023	01-04-2022	Year	during the year	31-03-2023	31-03-2023	31-03-2023	
Property, Plant and Equipment											
Land	330.05	907.14	-	1,237.19	-	-	-	-	1,237.19	330.05	
Building	167.18	155.74	-	322.92	52.11	20.59	-	72.70	250.12	114.27	
Computer	124.40	33.26	-	157.67	110.06	12.19	-	122.15	34.92	13.41	
Electrical Installation & Equipment	509.42	64.05	-	573.47	211.79	87.79	-	299.18	274.24	298.03	
Furniture & Fittings	79.59	37.63	0.75	116.47	19.07	16.08	0.15	34.99	61.61	49.52	
Plant & Machinery	227.34	147.18	-	374.52	60.27	37.05	-	97.32	277.20	167.07	
Motor Vehicle	157.46	48.69	-	206.15	98.52	24.28	-	122.80	79.35	54.93	
Motor Vehicle(2 Wheeler)	0.59	-	-	0.59	0.50	-	-	0.23	0.03	0.10	
Moulds	-	42.10	-	42.10	-	1.26	-	1.26	38.14	-	
Office Equipment	100.44	16.81	-	117.25	88.00	9.66	-	97.64	19.60	12.44	
Intangible Assets-											
Software	16.24	-	-	16.24	8.02	2.14	-	8.16	8.02	10.21	
Total	1,708.81	1,482.97	0.75	3,161.03	667.04	213.75	0.15	880.64	2,280.39	1,041.76	
Work-in progress	-	-	-	-	-	-	-	-	-	-	
Capital Work-in progress	-	1,173.73	-	1,173.73	-	-	-	-	1,173.73	-	
Total Assets Including CWIP	1,708.81	2,656.70	0.75	4,334.76	667.04	213.75	0.15	880.64	3,454.12	1,041.76	
Previous Year	1,365.73	342.07	-	1,708.81	510.49	156.53	-	667.04	1,041.76	456.23	

FY 2023-24

Name of Assets	Gross Block				Accumulated Depreciation				Net Block		
	As on	Addition	Deduction	As on	As on	for the	Deduction	As on	As on	As on	
	01-04-2023	During the year	During the year	31-03-2024	01-04-2023	Year	during the year	31-03-2024	31-03-2024	31-03-2024	
Property, Plant and Equipment											
Land	1,237.19	818.80	42.08	2,014.11	-	-	-	-	2,014.11	1,237.19	
Building	322.92	1,166.21	-	1,489.13	72.90	60.59	-	133.49	1,355.85	250.12	
Computer	157.67	47.26	-	204.93	123.15	26.81	-	150.96	58.07	14.52	
Electrical Installation & Equipment	573.47	211,432,918	-	784.85	299.18	91.61	-	390.79	394.06	274.24	
Furniture & Fittings	116.67	254.33	-	370.98	54.99	43.19	-	97.18	273.80	61.67	
Plant & Machinery	374.52	1,020.64	-	1,395.16	97.32	104.83	-	201.14	1,194.02	377.20	
Motor Vehicle	202.15	12.16	-	214.31	122.80	15.72	-	138.52	63.79	79.35	
Factory Equipment	-	32.02	-	32.02	-	4.21	-	4.21	27.82	-	
Motor Vehicle(2 Wheeler)	0.59	-	-	0.59	0.52	0.02	-	0.51	0.03	0.07	
Moulds	42.10	66.45	-	108.55	3.96	18.83	-	22.78	85.76	38.14	
Office Equipment	117.25	11.03	-	128.28	97.65	9.93	-	107.58	20.70	19.60	
Intangible Assets-											
R&D (Regen, Selectra)	-	379.20	-	379.20	-	-	-	-	379.20	-	
Technology Fees (Selectra)	-	126.85	-	126.85	-	6.91	-	6.91	119.93	-	
Software	16.24	-	-	16.24	8.16	2.14	-	10.31	5.93	8.07	
Total	3,161.03	4,146.58	42.08	7,265.52	880.64	391.77	-	1,373.41	5,992.12	2,380.39	
Work-in progress	-	-	-	-	-	-	-	-	-	-	
Capital Work-in progress	1,173.73	1,144.55	401.07	1,917.21	-	-	-	-	1,917.21	1,173.73	
Total Assets Including CWIP	4,334.76	6,291.13	443.15	9,182.74	880.64	391.77	-	1,373.41	7,909.33	3,454.12	
Previous Year	1,708.81	2,626.70	0.75	4,334.76	667.04	213.75	0.15	880.64	3,151.12	1,041.76	

FY 2024-25

Name of Assets	Gross Block				Accumulated Depreciation				Net Block		
	As on	Addition	Deduction	As on	As on	for the	Deduction	As on	As on	As on	
	01-04-2024	During the year	During the year	31-03-2025	01-04-2024	Year	during the year	31-03-2025	31-03-2025	31-03-2024	
Property, Plant and Equipment											
Land	2,014.11	21.00	-	2,035.11	-	-	-	-	2,035.11	2,014.11	
Building	1,489.13	31.46	-	1,520.59	133.49	130.96	-	264.43	1,256.33	1,355.85	
Computer	204.93	50.91	0.62	255.22	149.86	44.10	0.50	193.56	61.22	58.07	
Electrical Installation & Equipment	784.85	14.83	0.81	798.87	390.79	104.43	0.28	495.96	303.92	394.06	
Furniture & Fittings	370.98	72.97	2.63	441.32	97.18	81.46	0.21	177.73	264.20	273.80	
Plant & Machinery	1,395.16	314.49	39.46	1,690.60	201.14	244.16	8.56	436.74	1,253.86	1,194.02	
Motor Vehicle	214.31	-	12.88	201.43	148.52	18.37	7.17	156.72	41.71	63.39	
Motor Vehicle(2 Wheeler)	0.59	-	-	0.59	0.54	0.01	-	0.53	0.05	0.02	
Moulds	108.55	6.71	-	115.26	32.79	27.89	-	50.68	64.54	85.76	
Factory Equipments (Rice Equipment)	32.02	13.60	5.69	39.92	4.21	13.14	2.55	15.30	24.88	27.82	
Office Equipment	128.28	24.20	-	152.48	107.58	14.06	-	121.64	30.83	20.70	
Intangible Assets-											
Contract Acquisition Cost	-	1,081.87	-	1,081.87	-	-	-	-	1,081.87	-	
R&D (Regen, Selectra)	379.20	455.39	-	834.59	-	38.29	-	28.34	796.66	379.20	
Technology Fees (Selectra)	126.85	-	-	126.85	6.91	13.69	-	19.59	107.26	119.93	
Software	16.24	-	-	16.24	10.31	2.14	-	12.45	3.79	5.93	
Total	7,265.52	2,118.03	61.44	9,322.11	1,273.41	732.12	19.97	1,985.56	7,336.56	5,992.12	
Work-in progress	-	-	-	-	-	-	-	-	-	-	
Capital Work-in progress	1,917.21	3,983.90	-	5,901.11	-	-	-	-	5,901.11	1,917.21	
Intangible Assets Under Development	-	352.20	-	352.20	-	-	-	-	352.20	-	
Total Assets Including CWIP	9,182.74	6,103.93	61.44	15,572.53	1,273.41	732.12	19.97	1,985.56	13,591.98	7,909.33	
Previous Year	4,334.76	5,291.13	443.15	9,182.74	880.64	391.77	-	1,373.41	7,909.33	3,454.12	

Agary

[Signature]

[Signature]

Hand



Period 31st December, 2025

Name of Assets	Gross Block				As on				Net Block	
	As on 01-04-2025	Addition 31-12-2025	Deduction 31-12-2025	As on 31-12-2025	As on 01-04-2025	for the Period	Deduction during the	As on 31-12-2025	As on 31-12-2025	As on 31-03-2025
Property, Plant and Equipment										
Land	2,035.11	(21.09)	-	2,014.11	-	-	-	-	2,014.11	2,035.11
Building	1,310.80	46.43	-	1,357.23	268.43	92.73	-	1,357.23	1,320.50	1,356.35
Computer	255.29	51.39	-	306.68	193.50	38.72	-	306.68	274.74	311.22
Electrical Installation & Equipment	298.88	28.89	-	327.77	404.96	62.46	-	327.77	320.55	304.92
Furniture & Fixings	441.93	28.64	-	470.57	177.01	55.87	-	470.57	238.96	264.20
Plant & Machinery	1,690.00	170.62	31.34	1,829.28	436.74	191.94	2.78	1,829.28	1,463.97	1,253.86
Motor Vehicles	201.46	-	-	201.46	159.72	9.22	-	201.46	12.47	11.71
Motor Vehicles(2 Wheeler)	0.39	-	-	0.39	0.53	0.01	-	0.39	0.03	0.01
Factory Equipments	19.97	8.13	4.61	22.49	15.10	9.32	1.49	22.49	19.98	24.88
Office Equipments	152.48	6.74	-	159.22	121.64	9.89	-	159.22	27.70	30.83
Moulds	113.26	28.13	-	141.39	50.68	17.94	-	141.39	74.77	64.84
Intangible Assets-										
Contract Acquisition Cost	-	-	-	-	-	74.10	-	-	74.10	1,067.77
Contract Acquisition Cost	1,061.87	-	-	1,061.87	-	-	-	-	-	1,061.87
R&D (Regen, Selectra)	834.39	461.03	-	1,295.42	38.19	38.92	-	1,295.42	1,029.32	796.40
Technology Fees (Salesira)	116.85	22.47	-	139.32	10.52	9.56	-	139.32	120.12	107.26
Software	16.24	-	-	16.24	12.45	1.61	-	16.24	2.18	3.23
Total	9,322.11	931.49	35.95	10,217.65	1,985.56	630.08	4.27	2,611.36	7,606.29	7,336.56
Work-in-progress										
Capital Work-in-progress	5,903.11	2,097.62	-	8,000.73	-	-	-	-	8,000.73	5,903.11
Intangible Assets Under Development	352.30	37.41	-	389.71	-	-	-	-	379.71	352.50
Total Assets Including CWIP*	15,877.53	3,056.51	35.95	18,998.09	1,985.56	630.08	4.27	2,611.36	15,986.73	13,591.98
Previous Year	9,182.24	6,103.93	61.44	15,577.53	1,273.11	734.12	19.97	1,985.56	13,591.98	7,809.33

Disclosure of Capital Work-in-Progress

Capital Work In Progress Disclosure - amount schedule as follows:-

(A) CWIP- March 2023

Project in Progress:-	Amount in CWIP for a period of				
	Less than 1 Year	1-2 Years	2-3 Years	More than 3 Years	Total
C-42- Plant	807.11	-	-	-	807.11
Hemofiltration Plant	104.27	-	-	-	104.27
Wastewater Plant	261.25	-	-	-	261.25
Total Sum*	1,172.73				1,172.73
Project temporarily Suspended	-	-	-	-	-

(B) CWIP- March 2024

Project in Progress:-	Amount in CWIP for a period of				
	Less than 1 Year	1-2 Years	2-3 Years	More than 3 Years	Total
C-42- Plant	1,110.10	807.11	0.00	0.00	1,917.21
Total Sum*	1,110.10	807.11	0.00	0.00	1,917.21
Project temporarily Suspended	-	-	-	-	-

(C) CWIP- March 2025

Project in Progress:-	Amount in CWIP for a period of				
	Less than 1 Year	1-2 Years	2-3 Years	More than 3 Years	Total
C-42- Plant	3,185.68	1,110.10	807.11	-	5,102.89
Amara Plant	800.22	-	-	-	800.22
Total Sum*	3,985.90	1,110.10	807.11	0.00	5,903.11
Project temporarily Suspended	-	-	-	-	-

(D) CWIP- December 2025

Project in Progress:-	Amount in CWIP for a period of				
	Less than 1 Year	1-2 Years	2-3 Years	More than 3 Years	Total
C-42- Plant	1,507.38	2,185.68	1,110.10	807.11	5,610.28
Amara Plant	590.25	800.22	-	-	1,390.45
Total Sum*	2,097.62	2,985.90	1,110.10	807.11	6,000.73
Project temporarily Suspended	-	-	-	-	-

(E) Intangible Assets Under Development- March 2025

Project in Progress:-	Amount in Lakhs for a period				
	Less than 1 Year	1-2 Years	2-3 Years	More than 3 Years	Total
TECHNOLOGY FEE Project T1 5- Part (B1) Hemofiltration Analyzers	20.74	43.51	-	286.05	350.30
Total	20.74	43.51	-	286.05	350.30

(F) Intangible Assets Under Development- December 2025

Project in Progress:-	Amount in Lakhs for a period				
	Less than 1 Year	1-2 Years	2-3 Years	More than 3 Years	Total
TECHNOLOGY FEE Project T1 5- Part (B1) Hemofiltration Analyzers	27.41	20.74	43.51	286.05	377.71
Total	27.41	20.74	43.51	286.05	377.71

- Notes
- *The Company does not have any capital work in progress/intangible asset under development whose completion is overdue or has exceeded its cost compared to original plan. The Company does not have any project which is temporary suspended.
 - Management is verifying the assets physically on regular intervals.
 - The above statement should be read with the significant accounting policies and notes to restated statements of assets and liabilities, Statement of profits and losses and Statement of cash flows appearing in Annexure IV, V, I, II and III.

Sgany

apb

Spant



RESTATED CONSOLIDATED STATEMENT OF NON-CURRENT INVESTMENTS

ANNEXURE – II

(Amount in Rs. Lakhs)

Particulars	31-12-2025	31-03-2025	As at	
			31-03-2024	31-03-2023
Non Current Investment (At Cost)				
(A) Investment in Associates:- (fully paid equity Instrument) (at cost) (unquoted)- at Equity Method				
POCT SCIENCE HOUSE PVT LTD	0.01	0.01	0.50	0.50
100 equity shares of face value Rs. 10 each (P.Y. 5000 Shares)				
Profit from Investment	-	-	2,850.37	1,569.88
Carrying Value of Investment	0.01	0.01	2,850.87	1,570.38
Q-LINE IRIS PVT LTD	-	0.50	0.50	-
5000 equity shares of face value Rs. 10 each (P.Y. 5000 Shares)				
Add:-Profit(Loss) from Share of Associates	-	(0.50)	(0.23)	
Carrying Value of Investment	-	-	0.27	-
(C) Investment in Property-				
Yamuna Expressway Industrial Development Authority	1,667.34	1,794.90	-	-
Total	1,667.35	1,794.91	2,851.14	1,570.38
Aggregate amount of quoted investments	-	-	-	-
Aggregate amount of Market Value of quoted investments	-	-	-	-
Aggregate amount of unquoted investments- at cost	1,667.35	1,794.91	2,851.14	1,570.38
Aggregate provision made for diminution in value of investments	-	-	-	-

Notes:

- In view of Management, there is no provision required for diminution in value of Investment.
- The above statement should be read with the significant accounting policies and notes to restated statements of assets and liabilities, Statement of profits and losses and Statement of cash flows appearing in Annexures IV, V, I, II and III.
- The Group has invested 0.50 Lakhs In POCT Science House Pvt Ltd, representing 50% of its equity share capital. On 20th March 2025, the company has sold 98% of its Investment.
- "The Group has invested 0.50 Lakhs in Q-Line IRIS Pvt. Ltd., representing 50% of its equity share capital. As at 31st March 2025 and 31st December 2025, the Group's share of accumulated losses in the associate is ₹1.25 Lakhs and ₹1.75 Lakhs respectively. In accordance with AS 23, the carrying amount of the investment has been reduced to nil, and the Group has not recognised its share of losses beyond the carrying amount of the investment as it has not incurred any obligations or made payments on behalf of the associate."

Agony

DP



9 cent



RESTATED CONSOLIDATED STATEMENT OF LONG-TERM LOANS AND ADVANCES

(Amount in Rs. Lakhs)

Particulars	As at			
	31-12-2025	31-03-2025	31-03-2024	31-03-2023
Advance given to Creditors against Property Plant and Equipment	88.04	117.17	62.07	174.33
Capital Advance against Land	323.04	-	727.64	730.19
Loans and Advances to Related Parties				
Secured, Considered Good;	-	-	-	-
Unsecured, Considered Good;	-	-	-	-
Doubtful.	-	-	-	-
Loans and Advances to other than Related Parties				
Secured, Considered Good;	-	-	-	-
Unsecured, Considered Good;	-	-	-	-
Loans and Advances to Employees	-	-	33.63	30.13
Loans and Advances to Other Parties	44.34	41.25	65.68	65.68
Doubtful.	-	-	-	-
Total	455.42	158.42	889.02	1,000.34

Notes:

1. The above statement should be read with the significant accounting policies and notes to restated statements of assets and liabilities, Statement of profits and losses and Statement of cash flows appearing in Annexures IV, V, I, II and III.

Jgany

Officer



A

Handwritten signature



RESTATED CONSOLIDATED STATEMENT OF NON CURRENT ASSETS

(Amount in Rs. Lakhs)

Particulars	As at			
	31-12-2025	31-03-2025	31-03-2024	31-03-2023
Unsecured, Considered Good unless otherwise stated				
Security Deposits	469.70	471.40	95.90	70.52
Royalty paid in advance	498.86	498.86	498.86	0.00
Fixed Deposits (Having Maturity more than 12 months)	3,211.58	2,444.26	1,769.42	1,380.84
Total	4,180.14	3,414.52	2,364.18	1,451.36

Notes:

1. Fixed Deposits are under lien against BQ Issued and Bank overdraft facility given by the Banks.
2. Fixed Deposit classified as other non-current asset is based on FD maturity and intention of the management to hold such investment for a period of more than 12 months.
3. The above statement should be read with the significant accounting policies and notes to restated statements of assets and liabilities, Statement of profits and losses and Statement of cash flows appearing in Annexures IV, V, I, II and III.

Jyoti

AB



A

Hand



RESTATED CONSOLIDATED STATEMENT OF INVENTORIES

(Amount in Lakhs Rs.)

Particulars	As at			
	31-12-2025	31-03-2025	31-03-2024	31-03-2023
Raw Materials	5,545.66	5,122.95	4,191.71	829.86
Work in Progress	347.97	234.54	351.16	2.67
Stock in Trade	3,553.65	3,169.20	5,702.28	3,316.34
Finished Goods	667.49	494.64	278.96	210.57
Total	10,114.76	9,021.34	10,524.10	4,359.44

- Inventories of Raw Materials, Work-in-Progress, Stores and spares, Finished Goods, Stock-in-trade are stated at cost or net realisable value, whichever is lower.
- Inventory has been physically verified by the management of the Company at the end of respective year and the same has been valued as per policy of the company.
- The above statement should be read with the significant accounting policies and notes to restated statements of assets and liabilities, Statement of profits and losses and Statement of cash flows appearing in Annexures IV, V, I, II and III.

Syany

Chandra



A

Chandra



RESTATED CONSOLIDATED STATEMENT OF TRADE RECEIVABLES

Particulars	31-12-2025		31-03-2024		31-03-2023	
	At or	(Amount in Rs. Lakhs)	At or	(Amount in Rs. Lakhs)	At or	(Amount in Rs. Lakhs)

Secured, Considered Good	13,377.71	8,252.76	2,558.25	1,201.58		
Unsecured Considered Good	36.02	24.27	316.03	262.68		
Unsecured considered Doubtful						
Total	13,413.73	8,277.03	2,874.28	3,464.25		
Less: Provision for Bad and Doubtful debts	27.35	16.78	239.92	158.49		
Total	13,386.38	8,260.25	2,634.36	3,305.76		

1. The above statement should be read with the significant accounting policies and notes to restated statements of assets and liabilities, Statement of profits and losses and Statement of cash flows appearing in Annexures IV, V, VI, VII and VIII.
 2. List of persons/entities classified as 'Promoters' and 'Group Companies' has been determined by the Management and relied upon by the Auditors. The Auditors have not performed any procedure to determine whether the list is accurate and complete.
 3. Ageing of the Trade receivable, along with any amount involved in disputes, if any as required by Schedule III of Companies Act, 2013 is disclosed as below. Ageing of debtors in case there is no credit period agreed at the time of Supply.

Particulars	Unbilled	Outstanding for following periods from due date of payment:				Total
		Not Due	Less than 6 months	6 months - 1 year	1-2 years	
Trade Receivables ageing schedule as at 31st December 2025						
(i) Undisputed Trade receivables - considered good	1,032.09	1,323.34	10,029.53	83.95	6.73	13,377.71
(ii) Undisputed Trade receivables - considered doubtful				12.38	9.93	36.02
(iii) Disputed trade receivables - considered good						
(iv) Disputed trade receivables - considered doubtful						
Trade Receivables ageing schedule as at 31st March 2025						
Particulars						
(i) Undisputed Trade receivables - considered good	484.84	1,191.31	6,086.42	282.45	21.40	8,252.76
(ii) Undisputed Trade receivables - considered doubtful			176.85	10.76	8.46	24.27
(iii) Disputed trade receivables - considered good						
(iv) Disputed trade receivables - considered doubtful						
Trade Receivables ageing schedule as at 31st March 2024						
Particulars						
(i) Undisputed Trade receivables - considered good		1,282.65	1,099.29	51.31	0.66	2,558.25
(ii) Undisputed Trade receivables - considered doubtful			104.51	65.18	187.37	326.03
(iii) Disputed trade receivables - considered good						
(iv) Disputed trade receivables - considered doubtful						
Trade Receivables ageing schedule as at 31st March 2023						
Particulars						
(i) Undisputed Trade receivables - considered good			1,432.68	24.55	32.10	3,201.58
(ii) Undisputed Trade receivables - considered doubtful		1,332.64		188.87	37.72	262.68
(iii) Disputed trade receivables - considered good						
(iv) Disputed trade receivables - considered doubtful						

Debit due by directors or other officers of the company or any of them either severally or jointly with any other persons or debts due by firms or private companies in which any director is a partner or a director or a member

Particulars	31-Dec-25		31-Mar-25		31-Mar-23	
	At or	(Amount in Rs. Lakhs)	At or	(Amount in Rs. Lakhs)	At or	(Amount in Rs. Lakhs)
Trade receivables related to debts due by:						
Directors						
Other officers of the Company						
Firm in which director is a partner	8,019.74	3,284.49	0.37	296.16		
Private Company in which director is a member	103.08	0.10	58.32	300.84		
Total	8,122.81	3,284.59	58.68	697.00		



Handwritten signatures and initials: "Sudhakar", "A", "Sudhakar", "Sudhakar".

RESTATED CONSOLIDATED STATEMENT OF CASH & BANK BALANCES

(Amount in Rs. Lakhs)

Particulars	As at			
	31-12-2025	31-03-2025	31-03-2024	31-03-2023
A) Cash and Cash Equivalents: (as per Accounting Standard 3: Cash flow Statements)				
Balances with Banks in Current Accounts	81.56	36.59	25.84	6,237.41
Cash on Hand (As certified and verified by Management)	55.10	43.03	88.34	99.28
Other Bank Balances (Fixed Deposits maturing within 3 Months)	1,718.23	1,184.33	1,857.24	822.83
B) Other Bank Balances				
Fixed Deposits (Having maturity between 3 to 12 Months)	3,727.60	3,438.66	1,024.17	1,842.40
Total	5,582.48	4,702.60	2,995.59	9,001.92

1. The above statement should be read with the significant accounting policies and notes to restated statements of assets and liabilities, Statement of profits and losses and Statement of cash flows appearing in Annexures IV, V, I, II and III

2. Fixed Deposits with banks are pledged against BG margin /liquid collateral against borrowings

Syans



A

Prasad



RESTATED CONSOLIDATED STATEMENT OF SHORT-TERM LOANS AND ADVANCES

(Amount in Rs. Lakhs)

Particulars	As at			
	31-12-2025	31-03-2024	31-03-2024	31-03-2023
Unsecured, Considered Good unless otherwise stated				
Society Deposit	-	-	0.36	1.23
Advances to Vendors*	1,678.50	1,915.71	2,312.20	775.62
Balance With Revenue Authorities	1,377.62	1,354.68	1,132.86	36.28
Loans and Advances to Employees	18.31	1.45	-	-
Earned Money Deposits	224.05	178.20	168.67	99.01
Prepaid Expenses	72.91	52.00	51.14	16.82
Advances against Expenses	9.93	27.12	8.02	3.37
Receivable from Yamana Expressway Industrial Development Authority	51.30	-	-	-
IPO related Expenses	45.54	28.86	-	-
Total	3,634.06	3,258.04	3,673.25	934.33

* Loans or Advances in the nature of loans are granted to promoters, directors, KMPs and the related parties (as defined under Companies Act, 2013) either severally or jointly with any other person, that are repayable on demand or without specifying any terms or period of repayment.

Type of Borrower	Amount of loans and advances in the nature of Loans outstanding				Percentage to the total Loans and advances in the nature of loans			
	31-12-2025	31-03-2024	31-03-2024	31-03-2023	31-12-2025	31-03-2024	31-03-2024	31-03-2023
Promoter	-	-	-	-	-	-	-	-
Director	-	-	-	-	-	-	-	-
KMP	-	-	-	-	-	-	-	-
Related party	-	-	-	-	-	-	-	-

* Long Term & Short Term loans and advances both included in above table.

Advance given to Related Parties:-

Particulars	31-12-2025	31-03-2024	31-03-2024	31-03-2023
* Advances to Vendors (includes advances given to Related Parties)	22.20	1.70	833.75	-

Notes

- The above statement should be read with the significant accounting policies and notes to restated statements of assets and liabilities, Statement of profits and losses and Statement of cash flows appearing in Annexure IV, V, I, II and III.
- List of persons/entities classified as 'Promoters' and 'Group Companies' has been determined by the Management and relied upon by the Auditors. The Auditors have not performed any procedure to determine whether the list is accurate and complete.
- The Company has not given any loans and advances to promoters, Directors, KMPs and other related parties during the above period.

Agony

Official



Agony



RESTATED CONSOLIDATED STATEMENT OF OTHER CURRENT ASSETS

ANNEXURE – N1


(Amount in Rs. Lakhs)


Particulars	As at			
	31-12-2025	31-03-2025	31-03-2024	31-03-2023
Unsecured, Considered Good unless otherwise stated				
TDS recoverable	14.07	19.46	8.90	4.19
Receivable from disposal of investment in Associate	1,000.00	1,200.00	-	-
Advance receivables from FedBank Financial Services	-	2.12	-	-
Other Current Assets	0.80	-	6.96	5.40
Total	1,014.87	1,221.59	15.87	9.59

Notes

1. The above statement should be read with the significant accounting policies and notes to restated statements of assets and liabilities, Statement of profits and losses and Statement of cash flows appearing in Annexures IV, V, I, II and III.

Jyoti *off by* *AS* *gaur*





RESTATED CONSOLIDATED STATEMENT OF REVENUE FROM OPERATIONS

(Amount in Rs. Lakhs)

Particulars	for the Period/Year ended on			
	31-12-2025	31-03-2025	31-03-2024	31-03-2023
Sale of product	23,110.55	30,555.54	19,857.14	18,096.63
Sale of service	131.48	822.50	507.47	177.00
Total	23,242.03	31,378.04	20,364.61	18,273.63

Notes

1. The above statement should be read with the significant accounting policies and notes to restated statements of assets and liabilities,

Statement of profits and losses and Statement of cash flows appearing in Annexures IV, V, I, II and III.

2. Sale of Product and Services does not include GST amount.

Sgany *AB* *A* *gand*



RESTATED CONSOLIDATED STATEMENT OF OTHER INCOME

(Amount in Rs. Lakhs)

Particulars	for the Period/Year ended on			
	31-12-2025	31-03-2025	31-03-2024	31-03-2023
Interest Income on Fixed Deposits	339.76	339.76	219.01	186.68
Interest Income from Others	3.09	3.75	0.00	0.00
Rent Received	5.25	8.14	8.14	6.48
Freight Service charges	38.53	49.28	13.53	14.01
Profit on Sales of Investment	0.00	0.00	0.00	0.00
Miscellaneous Income	0.00	0.00	0.17	0.19
Profit on Sale of Property, Plant & Equipment	0.00	0.00	39.35	0.15
Sundry Balances written back	21.58	479.46	0.00	0.00
Total	408.22	880.38	280.20	207.52

Note

1. The above statement should be read with the significant accounting policies and notes to restated statements of assets and liabilities, Statement of profits and losses and Statement of cash flows appearing in Annexures IV, V, I, II and III.
2. The classification of other income as recurring/not-recurring, related/not-related to business activity is based on the current operations and business activity of the Company as determined by the management.

Sgeng

Sgeng



Sgeng

Sgeng



RESTATED CONSOLIDATED STATEMENT OF PURCHASE OF STOCK IN TRADE

(Amount in Lakhs Rs.)

Particulars	for the Period/Year ended on			
	31-12-2025	31-03-2025	31-03-2024	31-03-2023
(A) Cost of Material consumed				
Opening Stock of Raw Material	5,122.95	4,193.53	829.86	455.44
Purchases of Raw Material During the year(i+ii)	5,079.45	6,716.22	4,998.41	1,282.45
Import Purchases (i)	949.12	2,033.13	1948.53	702.53
Domestic Purchases (ii)	4,130.34	4,683.09	3,049.88	579.92
Closing stock of Raw Material	5,545.66	5,147.70	4,193.53	829.86
Total Cost of Material Consumed	4,656.74	5,762.05	1,634.74	908.03
(B) Purchase of Stock in Trade				
Clinical Chemistry Reagents	1,080.99	2,147.01	1,846.32	1,649.39
Hematology Analyzer	1,411.29	2,033.44	4,098.25	1,142.43
Clinical Chemistry Analyzer	1,026.56	1,025.74	1,450.66	1,503.57
Hematology Reagent	378.64	778.29	1,178.26	1,505.13
Others	1,440.28	1,696.09	2,079.70	2,639.78
Total Purchases of Stock in Trade	5,337.77	7,680.57	10,653.19	8,440.30
Less: Contract Acquisition Expenses	-	(1,081.87)	-	-
Less: Cost of stock-in trade transferred to Expenses	(96.51)	(171.09)	(3.87)	(44.80)
Less: Cost of stock-in trade transferred to R&D	-	(4.72)	(24.89)	-
Less: Goods used for R&D	-	-	-	-
Less: Cost of stock-in trade transferred to Fixed Assets	(125.77)	(50.14)	(156.23)	(8.41)
Total Net Purchases of Stock in Trade	5,115.49	6,372.75	10,468.19	8,387.09
Total (A+B)	9,772.23	12,134.81	12,102.93	9,295.12

Notes

1. The above statement should be read with the significant accounting policies and notes to restated statements of assets and liabilities, Statement of profits and losses and Statement of cash flows appearing in Annexures IV, V, I, II and III.

Sgny

AS



Handwritten signature



RESTATED CONSOLIDATED STATEMENT OF CHANGES IN INVENTORIES

(Amt. in Lakh Rs.)

Particulars	For the Period/Year ended on			
	31-12-2025	31-03-2025	31-03-2024	31-03-2023
Closing Inventories				
WIP	347.97	234.54	351.16	2.67
Stock in Trade	3,553.65	3,169.20	5,702.28	3,316.34
Finished Goods	667.49	494.64	277.13	210.57
Sub Total (A)	4,569.11	3,898.38	6,330.57	3,529.59
Opening Inventories				
WIP	234.54	351.16	2.67	14.84
Stock in Trade	3,169.20	5,702.28	3,316.34	2,908.42
Finished Goods	494.64	277.13	210.57	157.75
Less:-Stock t/f to Fixed Assets	-	-	-	-
Sub Total (B)	3,898.38	6,330.57	3,529.59	3,081.02
Changes in Inventories	(670.72)	2,432.18	(2,800.98)	(448.57)

Notes

1. The above statement should be read with the significant accounting policies and notes to restated statements of assets and liabilities, Statement of profits and losses and Statement of cash flows appearing in Annexures IV, V, I, II and III.

Synergy

Chhaya



A

Pranav



RESTATED CONSOLIDATED STATEMENT OF EMPLOYEE BENEFITS EXPENSES

(Amount in Rs. Lakhs)

Particulars	for the Period/Year ended on			
	31-12-2025	31-03-2025	31-03-2024	31-03-2023
(A) Salary and Wages				
Director Remuneration	427.24	309.04	296.90	480.05
Employees Salary Expenses	2,062.23	2,413.35	1,900.57	1,806.97
(B) Contribution to Provident Fund and Other Fund				
ESIC & Provident Fund	60.18	63.51	50.71	40.58
Leave Encashment	0.28	11.94	-	-
Gratuity	29.15	102.08	30.74	16.48
(C) Staff Welfare Expenses				
Total (A+B+C)	2,665.63	3,031.59	2,348.63	2,368.26
Notes				

1. The above statement should be read with the significant accounting policies and notes to restated statements of assets and liabilities, Statement of profits and losses and Statement of cash flows appearing in Annexures IV, V, I, II and III.

S. Jang

[Signature]



[Signature]



RESTATED CONSOLIDATED STATEMENT OF FINANCE COST

(Amount in Rs. Lakhs)

Particulars	for the Period/Year ended on			
	31-12-2025	31-03-2025	31-03-2024	31-03-2023
Interest Expenses:-				
Interest on Loan	1,246.65	1,164.63	589.77	307.48
Other Borrowing Cost	46.87	149.01	37.75	72.12
Interest on Shortfall of Advance Tax	40.40	156.36	-	-
Total	1,333.92	1,470.00	627.52	379.60

Notes

1. Interest cost incurred for qualifying asset has been capitalised as per AS - 16 'Borrowing Cost'
2. The above statement should be read with the significant accounting policies and notes to restated statements of assets and liabilities, Statement of profits and losses and Statement of cash flows appearing in Annexures IV, V, I, II and III.

Sgany

Sgany



SA

Sgany



RESTATED CONSOLIDATED STATEMENT OF DEPRECIATION & AMORTISATION

(Amount in Rs. Lakhs)

Particulars	for the Period/Year ended on			
	31-12-2025	31-03-2025	31-03-2024	31-03-2023
Depreciation on Property, Plant & Equipment	560.00	678.90	383.72	211.61
Amortisation of Intangible Assets	70.08	53.22	9.05	2.14
Total	630.08	732.12	392.77	213.75

Notes

1. The above statement should be read with the significant accounting policies and notes to restated statements of assets and liabilities, Statement of profits and losses and Statement of cash flows appearing in Annexures IV, V, I, II and III.

Syony

[Signature]



[Signature]

[Signature]



RESTATED CONSOLIDATED STATEMENT OF OTHER EXPENSES

(Amount in Rs. Lakhs)

Particulars	for the Period/Year ended on			
	31-12-2025	31-03-2025	31-03-2024	31-03-2023
Manufacturing Expenses:-				
Factory Expenses & Consumables	106.65	64.46	91.18	48.16
Outsourcing charges(Recruitment)	451.46	648.53	301.33	70.87
Clearing and Forwarding Charges	41.50	65.37	63.15	139.42
Custom Duty Charges	541.49	709.89	1,239.33	765.19
Foreign Exchange(Gain)/ Loss	414.68	137.25	43.41	98.22
Freight Charges	143.78	296.61	418.58	420.86
Job work charges	16.19	29.37	2.16	-
R & D expenses	2.37	11.28	31.00	18.07
Repair and Maintainance	36.20	29.03	48.05	19.79
Royalty Fees	1,112.87	1,586.97	502.71	17.79
Admisinitrative & Other Expenses:-				
Rent	179.53	234.35	210.96	202.64
Audit Fees	12.75	16.30	4.96	6.56
Bank Charges	33.25	11.25	6.00	5.29
Courier Charges	409.80	462.03	370.94	330.59
Professional Fees	198.94	191.95	204.55	170.80
Legal Fees & Charges	15.97	11.48	23.31	28.47
Insurance Charges	25.70	34.68	14.37	27.56
Loss on Sale of Investment(Associates)	-	-	-	-
IT Support Expenses	46.95	128.80	125.69	32.87
MSME Interest	4.85	6.16	-	-
Travelling Expenses	416.27	525.55	495.62	465.72
Conveyance Expenses	1.65	2.59	5.76	5.65
AMC Charges	122.63	48.06	43.26	84.98
Bad Debts	3.36	77.22	1.01	6.32
Board Meeting Sittling Expenses	39.30	-	-	-
Certification Expenses	2.36	20.47	-	-
CSR Expenses	59.90	102.46	88.83	74.10
Donation	4.71	11.40	-	-
Power & Fuel Charges	99.02	161.61	84.08	56.46
Hotel & Food Expenses	48.46	46.44	37.82	21.29
Meeting & Conference Expenses	0.31	20.39	45.03	3.65
GST charges- InEligible	28.63	22.16	43.32	21.04
Printing & Stationery	12.62	30.11	36.66	37.81
Provision of Doubtful Debts	10.57	16.78	81.43	42.64
Office Expenses	17.94	32.00	52.42	15.04
Concor Charges	-	-	-	12.33
Stock write off	38.85	194.36	25.22	-
Warranty Expenses	39.37	61.68	-	-
Miscellaneous Expense	162.09	152.64	50.04	31.95
Selling & Distribution Expenses:-				
Comission Charges	8.17	54.76	9.35	319.61
Business Promotion Expenses	53.48	85.12	112.26	83.78
Adversting Expenses	-	0.40	-	3.49
Total	4,964.64	6,341.96	4,913.78	3,688.99

Notes

1. The above statement should be read with the significant accounting policies and notes to restated statements of assets and liabilities, Statement of profits and losses and Statement of cash flows appearing in Annexures IV, V, I, II and III.


S. Gang

Officer



A

gaur



RESTATED CONSOLIDATED STATEMENT OF MANDATORY ACCOUNTING RATIOS

(Amount in Lakhs Rs. Except Per Share Data)

Particulars	As at			
	31-12-2025	31-03-2025	31-03-2024	31-03-2023
Net Worth (A)	22,916.42	18,994.53	16,181.44	12,736.52
Restated Profit after tax (B)	3,869.39	2,813.09	3,444.47	3,209.71
Add/(less) : Extra-Ordinary Items in Statement of Profit and Loss	-	1,696.52	-	-
Adjusted Profit after Tax (C)	3,869.39	4,509.61	3,444.47	3,209.71
Number of Equity shares (Face Value Rs 10) outstanding as on the of Year (D)	1,62,74,999	15,75,000	15,75,000	15,75,000
Weighted Average Number of Equity shares after considering Fresh Issue of Equity Shares(Face Value Rs 10) (E)	1,64,13,647	15,75,000	15,75,000	15,75,000
Weighted Average Number of Equity shares (Face Value Rs 10) after considering Bonus Issue of Shares (F)	1,64,13,647	1,57,50,000	1,57,50,000	1,57,50,000
Current Assets (E)	33,732.56	26,463.83	19,853.15	17,611.04
Current Liabilities (F)	23,191.63	17,914.32	14,027.75	10,814.94
Face Value per Share	10.00	10.00	10.00	10.00
Restated Basic and Diluted Earning Per Share (Rs.) (C/F) (Before Extra ordinary Items & After Bonus)	23.57	28.63	21.87	20.38
Return on Net worth (%) (C/A)	16.88%	23.74%	21.29%	25.20%
Net asset value per share(A/D) (Face Value of Rs. 10 Each) Based on actual number of shares - Before considering Bonus issue of share	140.81	1,206.00	1,027.39	808.67
Net asset value per share (A/F) (Face Value of Rs. 10 Each) Based on on Weighted number of shares - After considering Bonus Issue of Shares	140.81	120.60	102.74	80.87
Restated Earnings Before Interest Tax Depreciation and Amortisation (EBITDA)	6,422.98	7,132.12	3,762.50	3,297.72

Notes:

1) The ratios have been computed as below:

(a) Basic earnings per share (Rs.) - : Net profit after tax as restated for calculating basic EPS / Weighted average number of equity shares outstanding at the end of the period or year

(b) Diluted earnings per share (Rs.) - : Net profit after tax as restated for calculating diluted EPS / Weighted average number of equity shares outstanding at the end of the period or year for diluted EPS

(c) Earnings per share (Rs.) Before extra Ordinary Items means PAT as adjusted for extra ordinary item to eliminate the impact of Extra Ordinary item in current period PAT.

(d) Return on net worth (%) - : Net profit after tax (as restated) / Net worth at the end of the period or year

(e) Net assets value per share - : Net Worth at the end of the period or year / Total number of equity shares outstanding at the end of the period or year

(f) EBITDA has been calculated as Profit before Tax+Depreciation+Interest Expenses+Other Income+Exceptional Gain(loss)+Extraordinary Items

2) Weighted average number of equity shares is the number of equity shares outstanding at the beginning of the period/year adjusted by the number of equity shares issued during period/year multiplied by the time weighting factor. The time weighting factor is the number of days for which the specific shares are outstanding as a proportion of total number of days during the period/year.

3) Net worth for ratios mentioned is equals to Equity share capital + Reserves and surplus (including, Securities Premium, General Reserve and surplus in statement of profit and loss.

4) The figures disclosed above are based on the restated summary statements.

5) The above statement should be read with the significant accounting policies and notes to restated summary statements of assets and liabilities, profits and losses and cash flows appearing in Annexures IV, I, II and II

2 The Authorised Share Capital of the Company was increased from ₹400 Lakhs divided into 40,00,000 no. of equity shares of ₹ 10 each to ₹ 2500 Lakhs divided into 250,00,000 no. of equity shares of ₹ 10 each, pursuant to the approval of the Extra Ordinary General meeting held on 01st August, 2025.

3. The company issued 1,41,75,000 Equity shares as Bonus to the approval of the Extra Ordinary General Meeting held on 28th August 2025 to existing shareholder in the ratio of 9:1.

Sgeng

Shy



Shant



RESTATED CONSOLIDATED STATEMENT OF RELATED PARTY TRANSACTION

ANNEXURE - X

(Amount in Rs. Lakhs)

List of Related Parties as per AS - 18

Particulars	Names of related parties	Nature of Relationship
Directors and Key Management Personnel (KMP)	Saurabh Garg	Promoter, Managing Director and Chairman
	Amrita Garg	Promoters and Non-Executive Director
	Ajay Kumar Mahanty	Whole-Time Director
	Ayush Garg	Promoters & Non-Executive Director
	Kuldeep Chowdhry	Whole-Time Director
	Abhay Agarwal	Promoters & Non-Executive Director
	Manisha Yadav	Directorship (removed w.e.f 18th April 2024)
	Pravir Kumar	Independent Director (w.e.f. 08th May, 2025)
	Rohit Nandan	Independent Director (w.o.f 08th May, 2025)
	Jai Prakash Singh	Independent Director (w.e.f. 01st August, 2025)
	Abhishek Mishra	Independent Director (w.e.f. 08th May, 2025)
	Prabhakara Subraya Yethadka	Whole-Time Director (w.e.f 08th May, 2025)
	Meenal Gupta	CFO (w.e.f 25th July, 2025)
Akhand Pratap Singh	Company Secretary (w.e.f 25th July, 2025)	
Enterprises in which KMP/relatives of KMP can exercise significant influence	POCT Science House Private Limited	Associates (Ceased w.e.f. 20th March, 2025)
	Q Line Healthcare Private Limited	Common Directorship
	Heidelco Medicore Private Limited	Subsidiary (Ceased w.e.f. 24.03.2025)
	Q-Line Nutraceuticals Private Limited (effective from August 07, 2023)	Subsidiary (Ceased w.e.f. 24.03.2025)
	ASG Buildtech Private Limited	Common Directorship
	POCT Quality & Skill Development Private Limited	Common Directorship
	Modiquity Technologies Private Limited	Subsidiary (w.e.f 07th March, 2025)
	Q-Line Innovations Private Limited (effective from 07th March, 2025)	Subsidiary (w.e.f. 07th December, 2023)
	Q-Line Iris Private Limited (effective from 07th December, 2023)	Common Directorship of Mr. Ayush Garg
	IQ Line Private Limited	Firm in which Director is partner
Relative of KMP	POCT Services	Joint venture of POCT science House Private Limited
	Science House Private Limited	Relative of Director- Saurabh Garg
	Pushlata Garg Amit Agrawal	Brother of Director

Particulars	Period/Year ended			
	31-Dec-25	31-Mar-25	31-Mar-24	31-Mar-23
(i) Disclosure in respect of transactions and outstanding balances with the related parties during the year:				
(A) Salary inclusive of bonus and incentive				
Ajay Kumar Mahanty	75.95	93.09	76.59	117.34
Amit Agrawal	45.01	63.30	42.00	30.37
Ayush Garg	135.11	157.50	148.00	223.57
Kuldeep Chowdhry	46.75	58.65	53.11	44.71
Saurabh Garg	150.00	0.00	0.00	175.38
Amrita Garg	-	0.00	0.00	125.00
Manisha Yadav	-	0.00	18.00	18.00
Meenal Gupta	35.85	3.22	-	-
Akhand Pratap Singh	8.14	0.90	-	-
Prabhakara Subraya Yethadka	19.43	-	-	-
Director Sitting Fees				
Pravir Kumar	14.25	-	-	-
Rohit Nandan	11.25	-	-	-
Jai Prakash Singh	12.00	-	-	-
Abhishek Mishra	1.80	-	-	-
Director Sitting Fees Payable (Cr.)				
Pravir Kumar	10.50	-	-	-
Rohit Nandan	7.50	-	-	-
Jai Prakash Singh	12.00	-	-	-
Abhishek Mishra	0.60	-	-	-
(B) Director Remuneration/Salary payable-outstanding				
Ajay Kumar Mahanty	5.60	5.47	4.49	5.36
Amit Agrawal	3.46	2.23	2.03	1.63
Ayush Garg	4.48	4.98	3.13	14.74
Kuldeep Chowdhry	3.43	3.18	4.73	1.74
Saurabh Garg	100.15	-	-	0.14
Meenal Gupta	3.08	3.20	-	-
Akhand Pratap Singh	0.88	0.83	-	-
Prabhakara Subraya Yethadka	2.03	-	-	-
(C) Reimbursement of expenses incurred during the year				
Saurabh Garg	-	1.88	-	-
Ajay Kumar Mahanty	1.83	3.04	6.97	3.78
Amit Agrawal	1.03	3.12	2.85	4.80
Ayush Garg	0.04	7.00	3.20	0.00
Kuldeep Chowdhry	5.72	12.89	10.12	5.44
Akhand Pratap Singh	0.63	-	-	-
(D) Reimbursement of expenses payable				
Ajay Kumar Mahanty	1.83	-	-	2.02
Amit Agrawal	0.39	0.77	0.56	0.13
Kuldeep Chowdhry	(2.03)	0.13	(2.23)	1.49

Sgarg

Amrita Garg



Pravir Kumar



	Rent Expense and Payable During the period/year				
	Amita Garg	14.10	-	-	-
	Rent payable (Cr.)	0.35	-	-	-
	Loans/Advance payable				
(E)	Saurabh Garg				
	Opening balance of loan to the company	645.00	44.92	44.92	44.92
	Loan taken during the Period/year	91.00	645.00		
	Interest due during the Period/year	23.61			
	Loan Repaid during the year	655.00	(44.92)		
	Closing balance of loan to the company	104.61	645.00	44.92	44.92
(E)	Amita Garg				
	Opening balance of loan to the company	4.60	49.01	44.41	44.41
	Interest on Loan taken	0.31			
	Loan Repaid during the year	-	(44.41)		
	Closing balance of loan to the company	4.91	4.60	44.41	44.41
(F)	Pushplata Garg				
	Opening balance of loan to the company	-	0.98	0.98	0.98
	Loan Repaid during the year	-	(0.98)		
	Closing balance of loan to the company	-	-	0.98	0.98
(G)	Abhay Agarwal				
	Opening balance of loan to the company	19.00	19.00	19.00	19.00
	Loan Repaid during the year	-	-		
	Closing balance of loan to the company	19.00	19.00	19.00	19.00

Sgarg

Abhay

A

Agarwal



Transaction with Group/Subsidiary/Joint ventures Companies:-				
(I)	Q-Line Healthcare Private Limited			
	Advance to Suppliers (Dr.) closing balances	-	-	380.00
(J)	Q-Line Innovation Private Limited			
	Consultancy Charges	-	-	53.75
	Purchase of Goods & Services	5.22	33.21	-
	Sales during the year	96.04	162.50	-
	Advance to Suppliers (Dr.) closing balances	-	-	178.45
	Loan and Advance given during the year (Dr.)	400.00	160.00	-
	Advances repaid during the year	200.00	160.00	-
	Interest income on loan given	6.61	-	-
	Closing Balances of Loan and Advances (Dr.)	206.61	-	-
(K)	POCT Science House Private Limited			
	Advance from Customers (cr.) Closing balances	-	43.78	530.00
	Rent Income	-	1.02	1.02
	Sales	-	1,037.89	227.71
	Purchase of Goods & Services	-	-	30.87
(L)	Heidelco Medicare Private Limited			
	Purchase of Goods & Services	260.80	10.77	0.82
	Sales during the year	285.12	0.74	3.84
	Rent Expenses of the company	2.50	5.00	5.00
(M)	POCT Quality & Skill Development Foundation			
	Rent Income	0.76	1.02	1.02
(N)	IQ-line Private Limited			
	Purchase of Goods & Services	-	84.75	-
	Purchases of Assets	-	-	93.13
	Advance to Vendor during the year	-	-	150.01
	Advance received back during the year	-	50.00	-
(O)	POCT Services			
	Purchase of Goods & Services	66.66	435.80	449.19
	Sales of Goods	15,347.01	19,747.85	10,521.76
	Rent Income of the company	4.58	6.10	4.07
	Rent Expenses of the company	4.23	2.03	2.03
	Reimbursement Expenses of the company	-	-	23.80
	Purchases of Assets	-	-	0.36
(P)	ASG Buildtech Pvt Limited			
	Purchase of Assets	-	-	88.76
(Q)	Mediquity Technologies Private Limited			
	Purchases of Goods & Services	-	-	0.51
(R)	Loans/advances given(taken) during the year-NET			
	POCT Science House Private Limited	-	-	115.00
	Heidelco Medicare Private Limited	-	-	150.00
	Q-Line Iris Private Limited	-	-	0.50
	Q-Line Healthcare Private Limited	0.01	-	1,480.00
	Amit Agrawal	-	-	3.00
(S)	Loans/advances receivable			
	Amit Agrawal	-	-	3.30
	Mamcha Yadav	-	-	12.87
	ASG Buildtech Pvt Limited	-	-	0.29
(T)	Trade Receivables Outstanding balances			
	POCT Science House Private Limited	-	-	57.82
	POCT Services	8,019.74	3,284.49	0.37
	Heidelco Medicare Private Limited	102.02	-	367.93
	POCT QUALITY & SKILL DEVELOPMENT FOUNDATION	1.01	0.10	0.50
	Q line Health Care Private Limited	0.03	-	-
(U)	Trade Payables outstanding balances			
	POCT Science House Private Limited	20.17	-	34.58
	Heidelco Medicare Private Limited	-	-	-
	Qline Innovation Private Limited	-	-	-
(V)	Advances to Vendors			
	Q-Line Nutraceuticals Private Limited	0.43	-	124.67
	Q-Line Healthcare Private Limited	0.01	-	380.00
	Q-Line Innovation Private Limited	-	-	178.45
	POCT Science House Private Limited-Rent	-	-	0.10
	IQ-Line Private Limited	1.73	1.70	150.01
	POCT Quality & Skill Development Pvt Limited	-	-	0.50
	ASG Buildtech Pvt Limited	20.03	-	-
(W)	Advances Received Customers			
	POCT Science House Private Limited	-	43.78	530.00
	POCT Services	-	-	0.18
	Heidelco Medicare Private Limited	-	1.24	0.45
(X)	Transaction with Related parties which are eliminated during the consolidation			

Singh

Mishra



Agarwal



Q-Line Nutraceuticals Private Limited				
Trade Payables	-	-	0.71	-
Trade Receivables	-	-	0.71	-
Advance to Suppliers	-	-	124.67	-
Advance received from Customer	-	-	124.67	-
Q-Line Innovations Private Limited				
Trade Payables	175.54	74.36	-	-
Trade Receivables	175.54	74.36	-	-
Short term Loan given along with Interest due	206.61	-	-	-
Sales	96.04	0.42	-	-
Interest on Loan	6.61	-	-	-
Purchases	5.22	0.42	-	-

Notes - :

1. List of Related parties has been identified by the management and relied upon by the Auditor.

2. In case there is no transaction with any of the above related parties, only name of such related parties has been disclosed as required by AS- 18.

3. The Director/KMP Remuneration/Salary does not include provision made for gratuity as they are determined on an actuarial basis for all employees including directors and KMPs. Further, the above also does not include contribution of company towards PF and other funds relating to directors and KMPs. All such defined benefit plans and contributions have been disclosed in detail in Annexure AC on consolidated basis. Therefore, it has been excluded from separate disclosure for directors and KMPs.

4. (i) Sales: The sales to related parties are made on terms equivalent to those that prevail in arm's length transactions and in the ordinary course of business. Sales transactions are based on price that depend upon idle capacity at plant, location of supply, volume of business and future prospect of recurring business of equipments and consumables etc.

(ii) Purchases / Procurement: The purchases / procurements from related parties are made on terms equivalent to those that prevail in arm's length transactions and in the ordinary course of business. Purchase transactions are based on made on normal commercial terms and conditions and market rates.

(iii) Other Transactions with related parties are made on terms equivalent to those that prevail in arm's length transactions. Outstanding balances at the period-end are unsecured. There have been no guarantees provided or received for any related party receivables or payables. The Company has not recorded any impairment of receivables relating to amounts owed by related parties as at reporting dates. This assessment is undertaken each financial period through examining the financial position of the related party and the market in which the related party operates. There are no commitments with related parties.

Sgany

Chit



Agent



RESTATED CONSOLIDATED STATEMENT OF CAPITALISATION

ANNEXURE – Y

(Amount in Rs. Lakhs)

Particulars	Pre Issue 31-12-2025	*Post Issue
Debt		
Current borrowing (excluding current maturity)	11,011.59	*
Non Current borrowing (including current maturity)	13,373.88	*
Total Debt	24,385.48	*
Shareholders' Fund (Equity)		
Equity Share Capital	1,627.50	*
Reserves & Surplus	21,288.92	*
Less: Miscellaneous Expenses not w/off	-	-
Total Shareholders' Fund (Equity)	22,916.42	*
Long Term Debt/Equity	0.58	*
Total Debt/Equity	1.06	*

Notes:

1. Short term Debts represent which are expected to be paid/payable within 12 months and excludes installment of term loans repayable within 12 months.
2. Long term Debts represent debts other than Short term Debts as defined above but includes installment of term loans repayable within 12 months grouped under other current liabilities.
3. The figures disclosed above are based on restated statement of Assets and Liabilities of the Company as at 31/12/2025.

* The corresponding post issue figures are not determinable at this stage pending the completion of public issue and hence have not been furnished.

Syng *Abhishek* *A* *Shant*



RESTATED CONSOLIDATED STATEMENT OF TAX SHELTER

(Amount in Rs. Lakhs)

Particulars	for the Period/Year ended on			
	31-12-2025	31-03-2025	31-03-2024	31-03-2023
A Profit before taxes as restated before extra ordinary items excluding Income from Rent	5,020.51	7,591.57	3,090.21	2,977.51
B Tax Rate Applicable %	25.17	25.17	25.17	25.17
C Tax Impact (A*B)	1,263.56	1,910.65	777.74	749.38
Income from Rent Income	5.25	8.14	8.14	6.48
D Standard Deduction-30%, Taxable Income-70%	3.68	5.69	5.69	4.54
E Tax Rate Applicable %	25.17	25.17	25.17	25.17
F Tax Impact (D*E)	0.93	1.43	1.43	1.14
Total Tax	1,264.49	1,912.08	779.18	750.52
Adjustments:				
G Permanent Differences				
CSR	59.90	102.46	88.83	74.10
Donation	4.71	11.40	-	-
Penalty on Custom Duty	3.99	-	-	-
Expenses for Increase in Authorised Share Capital Fees- U/s 37	15.75	-	-	-
Interest on Late payment of TDS	1.18	2.06	0.08	-
Disallow under section 36- as per computation- Late payment of ESIC/PF	2.01	0.48	0.44	-
Interest of Delayed payment of MSME vendors	4.85	6.16	-	-
Interest on Shortfall of Advance Tax	40.40	156.36	-	-
Loss on Sale of Assets	0.78	-	-	-
Prior Expenses-written off	-	52.78	-	-
Total Expenses disallowed	133.58	331.71	89.35	74.10
Total Permanent Differences	133.58	331.71	89.35	74.10
H Timing Difference				
Difference between tax depreciation and book depreciation	(153.48)	(100.26)	(26.64)	63.19
Provision of Doubtful Debts	10.57	16.78	81.43	42.64
Expenses Disallowed Under Section 43B(h)	29.18	49.32	-	-
Expenses Allowed Under Section 43B(b)-MSME Paid during the year which disallow PY	(37.68)	-	-	-
Expenses Disallowed Under Section 40A(7)	26.64	84.24	23.66	12.90
Total Timing Differences	(124.76)	50.08	78.45	118.73
I Net Adjustment (I) = (G+H)	8.81	381.78	167.80	192.83
J Tax Expenses/ (Saving) thereon (I*B)	2.22	96.09	42.23	48.53
K Tax Liability, After Considering the effect of Adjustment	1,266.71	2,008.17	821.41	799.05
L Interest U/s 234A, B and C of Income Tax Act	-	-	61.60	59.11
M Total Tax expenses (L+K)	1,266.71	2,008.17	883.01	858.16
N Tax Paid Under (Normal/MAT) in Income Tax Return Filed by Company			Normal U/s 115BAA Opted	

Notes:

- The aforesaid statement of tax shelters has been prepared as per the restated Summary statement of profits and losses of the Company. The permanent/timing differences have been computed considering the acknowledged copies of the income-tax returns/Provisional computation of total income of respective years as stated above. Further During the period of Restatement, Company has Opted the Section 115BAA, therefore MAT provisions are not applicable to the Company. Further Statement of tax shelter as above has been prepared based on the Standalone Restated financial statements, and necessary impact for the subsidiary tax obligation has been given in Statement of Profit and Loss for the respective year.
- The above statement should be read with the significant accounting policies and notes to restated statements of assets and liabilities, Statement of profits and losses and Statement of cash flows appearing in Annexures IV, V, I, II and III.




RESTATED CONSOLIDATED STATEMENT OF CONTINGENT LIABILITIES & CAPITAL COMMITMENT

ANNEXURE – AA

(Amount in Rs. Lakhs)

Particulars	As at			
	31-12-2025	31-03-2025	31-03-2024	31-03-2023
(A) Capital Commitment				
Estimated amount of contract remaining to be executed on capital account & not provided for (Capital Advance)				
Purchase of Immovable Properties	849.79	-	579.53	888.98
Total (A)	849.79	-	579.53	888.98
(B) Contingent liability in respect of-				
Guarantees given on Behalf of the Company	705.31	714.82	415.15	398.60
Income Tax Demand for the AY 2020-21	3.21	15.09	13.41	13.41
Traces Defaults	0.30	-	3.97	0.05
GST Demand	0.25	139.66	-	-
Total (B)	709.27	869.57	432.53	412.06
(C) Corporate Guarantee				
on behalf of POCT Science House Private Limited	1,500.00	1,060.00	1,060.00	1,060.00
on behalf of POCT Services	3,105.00	-	-	-
Total (C)	4,605.00	1,060.00	1,060.00	1,060.00
Total (A+B+C)	6,164.06	1,929.57	2,072.06	2,361.03

Note:
1. The Corporate guarantee disclosure has been given basis of the corporate guarantee register maintained by the company the same has been relied upon by the auditor.

RESTATED CONSOLIDATED STATEMENT OF OTHER FINANCIAL RATIO

Sr. No.	Ratio	31-Dec-25	31-Mar-25	31-Mar-24	31-Mar-23	Variance in Ratio	Variance in Ratio	Variance in Ratio
						(%) 31.12.25/v/s 31.03.25	(%) 31.03.25/v/s 31.03.24	(%) 31.03.24/v/s 31.03.23
1	Current Ratio (No of Times)	1.45	1.48	1.42	1.63	-1.5%	4.4%	-13.1%
2	Debt Equity Ratio (No of Times)	1.06	0.87	0.60	0.58	22.5%	45.0%	3.6%
3	Debt Service Coverage Ratio (No of Times)	2.40	3.79	5.01	6.18	-16.7%	-24.4%	-18.9%
4	Return On Equity Ratio (%)	18.46%	15.99%	23.83%	29.49%	15.4%	-32.9%	-19.2%
5	Inventory Turnover Ratio	0.95	1.49	1.25	2.24	-36.2%	19.2%	-44.2%
6	Trade Receivable Turnover Ratio	2.15	5.76	6.85	4.84	-62.7%	-15.9%	41.5%
7	Trade Payable Turnover Ratio	1.98	2.51	3.16	2.55	-20.9%	-20.8%	23.9%
8	Net Capital Turnover Ratio	2.43	4.37	3.23	3.24	-44.2%	35.3%	-0.3%
9	Net Profit Ratio (%)	16.65%	8.97%	16.92%	17.56%	85.7%	-47.0%	-3.7%
10	Return On Capital Employed (%)	13.32%	17.66%	19.25%	22.14%	-24.6%	-8.2%	-13.1%
11	Return On Investment (%)	0.00%	0.00%	0.00%	0.00%	0.0%	0.0%	0.0%

Note: Details of numerator and denominator for the above ratio are as under

- (1) Current Ratio = Current Assets / Current Liabilities.
- (2) Debt- equity ratio = Total debt / Shareholders' equity.
- (3) Debt service coverage ratio = (Net Profit After Tax+Depreciation+Interest+Non Cash Items)/(Principal Repayment + Interest).
- (4) Return on equity ratio= Net profit after taxes / Avg Shareholder's Equity.
- (5) Inventory turnover ratio=Cost of goods sold or sales/Average inventory.
- (6) Trade receivables turnover ratio= Revenue from Operations /Average trade receivables.
- (7) Trade payables turnover ratio=Net Purchase/Average trade payables
- (8) Net Capital turnover ratio=Net sales/Average working capital.
- (9) Net profit ratio=Net profit after taxes/Total Revenue.
- (10) Return on capital employed=Earnings before interest and taxes/Capital employed (Shareholder Fund+Debt+DTL-DTA).
- (11) Return on investment=Profit on Investment/Weighted Average Investment.

Variance Analysis for the FY 2023-24

Sr. No.	Ratio	Variance Reason for Variance Above 25%
1	Inventory Turnover Ratio	-44.2% Due to Increase in Average Inventories as compare to previous year
2	Trade Receivable Turnover Ratio	41.5% Due to Decrease in average trade receivable as compared to last year

Variance Analysis for the FY 2024-25

Sr. No.	Ratio	Variance Reason for Variance Above 25%
1	Debt Equity Ratio (No of Times)	45.0% Due to increase in total debt in current year as compared to previous year.
2	Return On Equity Ratio (%)	Decrease in PAT in Current year as compared to previous year exit from Investment during the year as -32.9% compare to previous year.
3	Net Capital Turnover Ratio	35.3% Sales increased more than as compared to Previous year with moderate increase in working Capital
4	Net Profit Ratio (%)	-47.0% Due to increase in decrease in profit due to exit from Investment during the year as compare to P Y

Variance Analysis for the period ended 31st December 2025

Sr. No.	Ratio	Reason for Variance Above 25%
1	Inventory Turnover Ratio	-36.2% Due to both period not comparable, reason for deviation is not applicable
2	Trade Receivable Turnover Ratio	-62.7% Due to both period not comparable, reason for deviation is not applicable
3	Net Capital Turnover Ratio	-44.2% Due to both period not comparable, reason for deviation is not applicable
4	Net Profit Ratio (%)	85.7% Due to previous year loss due to exit from Investment, however no such loss in current period

Agar

Agar



A

Agar



Other Notes-

- 1 The title deeds of all immovable properties are held in the name of the Company. Accordingly, there are no Immovable Properties which were not held in name of the Company as on 31st December, 2025.
- 2 During the year FY 2023-24, the company acquired 63.40% equity interest in IQ-Line Private Limited on 22nd July, 2023 and disposed of the entire interest & control on 28th March 2024. The investment was made with the intention of disposal in the near term, and control was considered temporary in nature. Accordingly, the subsidiary has not been consolidated as per Paragraph 11(b) of AS 21.

3 Losses of Subsidiaries Exceeding Minority Interest:

In accordance with AS 21, the losses attributable to minority shareholders in certain subsidiaries have exceeded their share in the equity of those subsidiaries. Such excess losses have been absorbed by the parent company, as the minority shareholders do not have a binding obligation to make good these losses. Accordingly, the minority interest in those subsidiaries is presented at NIL in the consolidated financial statements. Disclosure with regard such losses absorbed by parent company is listed below

Particulars	For the Period/Year ended on			
	31-12-2025	31-03-2025	31-03-2024	31-03-2023
Q-Line Innovation Private Ltd	15.97	1.36	NA	NA
Q-Line Nutraceuticals Private Limited	-	50.74	12.41	NA

4 Non-Controlling Interest (Minority Interest)

The minority interest in Q-Line Innovation Private Ltd and Q-Line Nutraceuticals Private Limited is restricted to NIL as the subsidiary has accumulated losses exceeding its net worth. The share of losses attributable to minority interest has been adjusted against the parent company's share in accordance with AS 21

Minority Interest- Q-Line Innovation Private Ltd

Particulars	For the Period/Year ended on			
	31-12-2025	31-03-2025	31-03-2024	31-03-2023
Opening Balances	-	-	-	N.A
Add:- Share of Profit(Loss) during the period/year	-	-	-	N.A
Closing Balance	-	-	-	N.A

Q-Line Innovation Private Limited Share acquired on 07th March 2025

Minority Interest-Q-Line Nutraceuticals Private Limited

Particulars	For the Period/Year ended on			
	31-12-2025	31-03-2025	31-03-2024	31-03-2023
Opening Balances	N.A	N.A	-	N.A
Add:- Share of Profit(Loss) during the period/year	N.A	N.A	-	N.A
Closing Balance	N.A	N.A	-	N.A

Q-Line Nutraceuticals Private Limited shares sold on 24th March, 2025.

*In cases where losses attributable to minority exceed their equity in the subsidiary, the excess is adjusted against the parent's interest as per AS 21.

- 5 During the financial year 2024-25, the management of the company has disposed off the investment in POCT Science House Pvt Ltd resulting in change in management of the associate company, accordingly for the purpose of restatement due to no control in associate, therefore restated consolidated financial has been prepared basis of audited financial statements for the FY 2022-23 and 2023-24 and management certified financials for the interim period ended 14th March 2025 which is nearest available financial to the disposal date of investment i.e. 20th March 2025

Sgeng

Q-Line



Q-Line



Details of Foreign Exchange earnings, expenditures are as under:-

Particulars	For the Period/Year ended on			
	31-12-2025	31-03-2025	31-03-2024	31-03-2023
1. CIF Value of Imports				
(a) Raw Material				
In USD-Lakhs	7.21	9.59	6.31	4.30
In Euro-Lakhs	4.43	11.60	13.78	4.20
In GBP-Lakhs	-	0.16	0.24	0.02
In JPY-Lakhs	-	26.28	-	31.10
In INR- Lakhs	1,113.75	1,964.65	1,874.19	779.89
(b) Purchases of Stock in Trade				
In USD-Lakhs	38.39	54.66	85.69	42.99
In Euro-Lakhs	13.08	24.41	32.24	29.07
In GBP-Lakhs	-	0.09	0.17	-
In SEK-Lakhs	-	-	-	58.51
In INR- Lakhs	4,793.62	7,102.76	10,503.45	6,849.53
(c) Capital Goods/ Stores & Spare Parts				
In USD-Lakhs	0.70	0.06	3.05	-
In Euro-Lakhs	0.62	-	0.53	-
In GBP-Lakhs	-	-	0.00	-
In SEK-Lakhs	-	-	1.45	-
In INR- Lakhs	123.72	5.43	329.29	-
(d) Technology Fees Glucometer				
In USD-Lakhs	-	-	0.12	-
In INR- Lakhs	-	-	10.01	-
(e) Technology Fees PRO M				
In Euro-Lakhs	0.23	-	1.31	0.22
In INR- Lakhs	24.46	-	116.84	17.79
(f) Advance Royalty				
In USD-Lakhs	-	-	6.00	-
In INR- Lakhs	-	-	498.86	-
2. Expenditure in Foreign Currency				
In respect of Business Promotion, Repair & Maintenance & Profession Consultancy & Other Misc Expenses				
In USD-Lakhs	0.12	0.31	0.27	0.17
In AED- Lakhs	1.72	-	-	-
In INR- Lakhs	52.24	26.28	22.35	14.04
In respect of Royalty				
In USD-Lakhs	1.22	19.92	-	-
In EURO-Lakhs	4.22	1.17	-	-
In SEK-Lakhs	59.82	-	-	-
In INR- Lakhs	1,076.80	1,810.47	-	-
- In respect of Foreign Travelling.	-	-	-	-
3. Earnings in Foreign Currency				
Exports (FOB Value)- In Lakhs- US\$	0.06	0.06	0.16	0.14
Exports (FOB Value)- In Lakhs- Euro	0.25	0.33	0.10	-
Exports (FOB Value)- In Lakhs- INR	47.65	35.37	22.24	11.47

Syng

AB

ed

Spent



7 Disclosure Regarding Derivative Instruments And Unhedged Foreign Currency Exposure - There is no outstanding derivative instrument as on the end of respective period/year

Disclosure of Unhedged Balances:	For the Period/Year ended on			
	31-12-2025	31-03-2025	31-03-2024	31-03-2023
Trade payables (including payables for capital):				
In USD- Lakhs	165.96	48.36	54.81	26.57
In Euro- Lakhs	4.13	7.97	11.07	12.77
In SEK- Lakhs	-	1.31	1.22	70.70
In GBP- Lakhs	-	0.02	0.13	0.02
In JPY- Lakhs	-	-	-	-
In INR- Lakhs	4,338.32	4,888.05	5,591.51	3,891.17
Advances from Suppliers				
In USD- Lakhs	2.18	3.60	5.22	1.46
In Euro- Lakhs	0.10	0.66	0.78	0.19
In SEK- Lakhs	-	-	-	1.45
In GBP- Lakhs	0.00	0.00	-	-
In JPY- Lakhs	-	-	-	0.15
In INR- Lakhs	196.74	369.12	505.15	148.79
Advance from Customers:				
In USD-Lakhs	0.02	-	-	-
In INR-Lakhs	1.89	-	-	-
Trade Receivables				
In Euro- Lakhs	0.13	-	-	-
In INR- Lakhs	13.51	-	-	-

8 Details of Corporate Social Responsibility (CSR)- Amount(In Lakhs)

Particulars	For the Period/Year ended on			
	31-12-2025	31-03-2025	31-03-2024	31-03-2023
a). Amount Required to be spent during the period	59.90	87.50	89.93	78.11
b). Amount of expenditure incurred,	9.85	102.46	88.83	74.10
(i) Construction / Acquisition of any asset				
(ii) On Purpose other than (i) above				
c). Provision at the end of the Period/year,	50.05	-	-	-
d). Total of previous years shortfall/Excess	NIL	NIL	NIL	NIL SINCE DEFICIT AMOUNT ADJUSTED FROM PREVIOUS YEAR'S EXCESS CSR AMOUNT SPENT
e). Reasons for shortfall	NA	NA	NA	NA
f). Nature of CSR Activities	EDUCATION, HEALTH, ENVIRONMENT, & OTHER INITIATIVES	EDUCATION, HEALTH, ENVIRONMENT, & OTHER INITIATIVES	EDUCATION, HEALTH, ENVIRONMENT, & OTHER INITIATIVES	EDUCATION, HEALTH, ENVIRONMENT, & OTHER INITIATIVES

Sgarg

Officer

A

Spent



8A Extra Ordinary Items:-

Profit on Sale of Associates - POCT Science House Private Limited	Amount (Rs. In Lakhs)
	31st March 2025
Total Realised Value	1,375.00
Carrying value of Investment sold	3,071.52
Total Gain(loss) on disposal of Investment	(1,696.52)

9 Amount Paid to Statutory Auditors –

	31-12-2025	31-03-2025	31-03-2024	31-03-2023
Audit Fees	11.50	15.30	3.04	5.58
Taxation	1.25	1.00	0.60	0.60
Certificates/ Other services	0.00	0.00	1.32	0.38
IPO related expenses	2.88	2.88	0.00	0.00
Reimbursement of Expenses	-	-	-	-

10 The disclosures required under AS 15 (Revised) "Employee Benefits" notified in the Companies (Indian Accounting Standards) Rules, 2015 are as given below:

(A) Defined Benefit Plan (Gratuity)- method- Projected Unit Credit Method)

Particulars	31-12-2025	31-03-2025	31-03-2024	31-03-2023
1.The amounts recognized in the Balance Sheet are as follows:- Gratuity valuation				
Present value of unfunded obligations Recognized	322.05	292.90	208.30	184.64
Net Liability	322.05	292.90	208.30	184.64
2.The amounts recognized in the Profit & Loss A/c are as follows:				
Current Service Cost	59.36	53.17	39.68	36.41
Interest on Defined Benefit Obligation	14.83	14.06	13.11	12.71
Expected Return on Plan Assets				
Net actuarial losses (gains) recognised in the year	(45.04)	34.85	(22.05)	(32.64)
Total, Included in "Salaries, Allowances & Welfare"	29.15	102.08	30.74	16.48
3.Changes in the present value of defined benefit obligation:				
Defined benefit obligation as at the beginning of the year/period Net of Fair Value of Opening Plan Assets	292.90	208.30	184.64	171.74
Service cost	59.36	53.17	39.68	36.41
Interest cost	14.83	14.06	13.11	12.71
Expected Return on Plan Assets	-	-	-	-
Net actuarial losses (gains) recognised in the year	(45.04)	34.35	(22.05)	(32.64)
Benefit paid by the Company	-	(16.98)	(7.08)	(3.58)
Defined benefit obligation as at the end of the year/period	322.05	292.90	208.30	184.64
Current	35.65	31.08	22.47	18.83
Non Current	286.39	261.82	185.83	165.81

Jyong

Shrey



Paul



Total	322.05	292.90	208.30	184.64
Benefit Description				
Benefit type:	Gratuity Valuation as per Act 1972			
Retirement Age:	60 years	60 years	60 years	60 years
Vesting Period:	5 years	5 years	5 years	5 years
The principal actuarial assumptions for the above are:				
Future Salary Rise:	7.00%P.A	7.00%P.A	7.00%P.A	7.00%P.A
Discount rate per annum:	6.75%P.A	6.75%P.A	7.10%P.A	7.40%P.A
Withdrawal Rate:	1%-5% depending on age			
Mortality Rate:	Mortality (2012-2014)Ultimate			

(B) Defined Contribution Plan:-

Employers Contribution related to Employees' Provident Fund and related to Employees' ESIC is recognised as an expense and included in employee benefits expense in the Statement of Profit and Loss. Contribution by employer during the period of Restatement is mentioned below

Particulars	31-12-2025	31-03-2025	31-03-2024	31-03-2024
Contribution towards PF and ESIC by Employer	60.18	63.51	50.71	40.58
Total	60.18	63.51	50.71	40.58

Sgany

[Signature]



[Signature]

[Signature]



11 Additional regulatory information

a Compliance with approved scheme of arrangements

Company is not engaged in any scheme of arrangements.

b Compliance with numbers of layers of companies

The Company is in compliance with the number of layers of companies in accordance with clause 87 of Section 2 of the Act read with the Companies (Restriction on number of layers) Rules, 2017 for the period/year ended December 31, 2025, March 31, 2025, 2024 & 2023.

c Utilisation of borrowed funds

1 During the period ended December 31, 2025 and year ended March 31, 2025, 2024 & 2023, the Company has not advanced or Loans or invested funds (either borrowed funds or share premium or kind of funds) to any other person(s) or entity(ies), including foreign entities (Intermediaries) with the understanding (whether recorded in writing or otherwise) that the Intermediary shall:

i) directly or indirectly lend or invest in other persons or entities identified in any manner whatsoever by or on behalf of the Company (Ultimate Beneficiaries) or

ii) provide any guarantee, security or the like to or on behalf of the ultimate beneficiaries.

2 During the period ended December 31, 2025 and year ended March 31, 2025, 2024 & 2023, the Company has not received any fund from any person(s) or entity(ies), including foreign entities (Funding Party) with the understanding (whether recorded in writing or otherwise) that the Company shall:

i) directly or indirectly lend or invest in other persons or entities identified in any manner whatsoever by or on behalf of the Funding Party (Ultimate Beneficiaries) or

ii) provide any guarantee, security, or the like on behalf of the ultimate beneficiaries.

d Non-adjustment Items:

There is No Audit qualifications for the respective years which require any corrective adjustment in these Restated Financial Statements of the Company.

12 Material Regroupings:

Appropriate adjustments have been made in the restated summary statements of Assets and Liabilities Profits and Losses and Cash flows wherever required by reclassification of the corresponding items of income expenses assets and liabilities in order to bring them in line with the requirements of the SEBI Regulations and Schedule III of Companies Act, 2013.

13 Trade Receivables, Trade Payables, Borrowings, Loans & Advances and Deposits

Balances of Trade Receivables, Trade Payables, Borrowings and Loans & Advances and Deposits are subject to confirmation and in view of the management the realisable values of all such item will not be less than the value at which they are stated in financial Statement.

14 Director Personal Expenses

There are no direct personal expenses debited to the profit and loss account. However, personal expenditure if included in expenses like telephone, vehicle expenses etc. are not identifiable or separable.

15 Pending registration / satisfaction of charges with ROC

As on the date of signing of restated financial, there are four instances where creation of charge is still pending.

Lender Name	Amount of Loan (Rs In Lakhs)	Charge Created Or Not
Indusind Bank	50.00	No
Vivvity Capital Limited	5,000.00	No
HDFC Bank loan	1,550.00	No
TATA Capital Limited	749.43	No

Syng

[Signature]



[Signature]

[Signature]



- 16 The Company does not have any Benami property, where any proceeding has been initiated or pending against the Company for holding any Benami property.
- 17 The Company has not been declared willful defaulter by any Banks or any other Financial Institution at any time during the period of restatement.
- 18 The Company has not revalued its Property, Plant and Equipment or intangible assets during the period of restatement.
- 19 The Company did not have any material transactions with companies struck-off under section 248 of the Companies Act, 2013 or section 560 of the Companies Act, 1956 during the restatement period.
- 20 During the period of restatement, The Company has not traded or invested in Crypto Currency or Virtual Currency during the year.
- 21 During the period of restatement, the Company has no such transactions which is not recorded in the books of accounts that has been surrendered or disclosed as income during the year in tax assessments under Income Tax Act, 1961.
- 22 Disclosures related to Micro, Small and Medium Enterprises.
Management is in the process of compiling information from its suppliers regarding their status under the MSME act, who qualify under the definition of micro and small enterprises, as defined under the Micro, Small and Medium Enterprises Development Act 2003 and hence disclosure, if any, of the amount unpaid as at the year-end together with the interest paid/payable as required has been given to the extent information available;
The details relating to Micro, Small and medium enterprise is as under .

SN	Particulars	31-12-2025	31-03-2025	31-03-2024	31-03-2023
1	The principal amount and the interest due thereon (to be shown separately) remaining unpaid to any supplier at the end of each accounting year	170.20	214.32	168.75	28.07
2	The amount of interest paid by the buyer in terms of section 16 of the Micro, Small and Medium Enterprises Development Act, 2006 (27 of 2006), along with the amount of the payment made to the supplier beyond the appointed day during each accounting year;	0.72	-	-	-
3	The amount of interest due and payable for the period of delay in making payment (which has been paid but beyond the appointed day during the year) but without adding the interest specified under the Micro, Small and Medium Enterprises Development Act, 2006;	4.85	6.16	-	-
4	The amount of interest accrued and remaining unpaid at the end of each accounting year; and	10.29	6.16	-	-
5	The amount of further interest remaining due and payable even in the succeeding years, until such date when the interest dues above are actually paid to the small enterprise, for the purpose of disallowance of a deductible expenditure under section 23 of the Micro, Small and Medium Enterprises Development Act, 2006.	-	-	-	-

Agar

Agar



Agar

Agar



- 23 During the immediately preceding five years, the company has not issued any bonus equity shares, except mentioned in annexure A.
- 24 The Company's primary business includes Manufacturing and Trading into Biochemistry Reagents, Instruments and Consumables and accordingly segment disclosure has been disclosed.
- 25 No dividend were declared and paid by the company during the restated period.
- 26 Basis of Goodwill and its calculation on acquisition of subsidiary Q-line Innovation Pvt Ltd as on the date of 07th March, 2025 is given below

Particulars	Amount (Rs In Lakhs)
Value of the Net Assets as on the date of Acquisition	(26.16)
Consideration Paid	0.70
Goodwill on Acquisition	26.86

- 27 Figures have been rounded off to the multiple of lakhs two decimals. Previous year's figures have been regrouped, recast and rearranged wherever necessary to make them comparable with the current Period/year figures.


For R K Jagetiya & Co
Chartered Accountants
FRN 146264W




(CA Ravi K Jagetiya)
M. No. 134691
Proprietor
Date: 13th May, 2026
Place: Mumbai
UDIN: 26134691U0VEDN3318



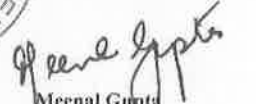
FOR AND ON BEHALF OF THE BOARD
Q- Line Biotech Limited


Saurabh Garg
Managing Director & CHAIRMAN
DIN: 02891621


Akhand Pratap Singh
Company Secretary
Membership No-A54065
Date: 13th May, 2026
Place: Lucknow




Amita Garg
Non Executive Director
DIN: 02891610


Meenal Gupta
Chief Financial Officer
PAN :-ABHPG6642E